

THREE LICHEN TAXA NEW FOR TURKEY

KENAN YAZICI¹ AND ANDRÉ APTROOT²

*Biology Department, Faculty of Science, Karadeniz Technical University,
61080, Trabzon, Turkey*

Keywords: Ascolichen, *Lecanoraceae*, *Hymenchiaceae*; *Verrucariaceae*.

Abstract

Three lichen taxa viz. – *Aspicilia asiatica* (H. Magn.) Yoshim., *Lecanora subcarnea* (Sw.) Ach. var. *soralifera* H. Magn., and *Thelidium minutulum* Körb. were identified as new to Turkey as a result of a lichenological survey in the Bitlis and Muş regions Turkey. In addition, *Lecanora subcarnea* var. *soralifera* is also new to Asia. A detail taxonomic account, notes on known distribution, substrates, and chemistry under each taxon and comparisons with morphologically similar taxa are furnished under each taxon.

Introduction

Recently, a lot of lichen taxa have been recorded for Turkey since the surveys about lichen flora are poor (Aptroot and Yazici, 2012; Arslan *et al.*, 2011; Yazici *et al.*, 2010a, b, c, 2011a, b, 2012, 2013; Karagöz and Aslan, 2012; Karagöz *et al.*, 2011; Kinalioğlu and Aptroot, 2011; Osyczka *et al.*, 2011) but more surveys are still needed of unexplored regions in the country.

Aspicilia A. Massal (*Hymeneliaceae*) contains approximately 230 species (Nordin *et al.*, 2010). *Lecanora* Ach. (*Lecanoraceae*) comprises about than 600 species (McCarthy and Mallett, 2004), while *Thelidium* A. Massal (*Verrucariaceae*) has about 100 lichen taxa (Orange, 1991). From Turkey 42 taxa of *Aspicilia*, 105 taxa of *Lecanora*, and 4 taxa of *Thelidium* have thus far been reported. Of approximately 1650 lichen taxa that have been recorded for the country only 6 lichenized fungi have been reported from Muş Province (Yazici and Aslan, 2016a,b). On the other hand, 31 lichen species were noted from Bitlis region (Çobanoğlu, 2005; Çobanoğlu and Yavuz, 2007; Vondrak *et al.*, 2012). The present study aims at exploring the lichens in the regions of Muş and Bitlis, eastern Turkey. We report here three lichen taxa which are new records for Turkey and Asia.

Materials and Methods

The present study is based on collections from the Bitlis and Muş regions made in 2015-2016. Air-dried samples were examined with a Nikon SMZ1500 stereomicroscope and a Nikon Eclipse 80i compound light microscope. Relevant keys were consulted (Dickhäuser *et al.*, 1995; Ceynowa-Gieldon and Adamska, 2014; Orange, 2008; Thüs and Nascimbene, 2008; Poelt and Wirth, 1968; Poelt and Vězda, 1981) for the identifications. Vouchers are stored in the Herbarium of the Biology Department, Karadeniz Technical University, Trabzon, Turkey (KTUB). The diagnosis are based on Turkish specimens.

Study area

Muş: Center, mostly formed by vast areas of meadow and steppe, and high mountains, are mountainous by *Quercus* L. communities locally and *Salix* L. trees are rarely seen in some areas in this region (Baytop and Denizci, 1963). Muş region has a climate characterized by very cold and

¹Corresponding author. Email: kcagri_1997@yahoo.com

²ABL Herbarium G.v.d.Veenstraat 107 NL-3762 XK Soest, The Netherlands.

DOI: <http://dx.doi.org/10.3329/bjpt.v24i1.33035>

very snowy winters, and hot, dry and short summers, with temperatures ranging from -29 to 41.6°C . Annual rainfall ranges from 350–1000 mm and the average humidity is 60.3% (Akman, 1999).

Bitlis region (Tatvan: Nemrut mountain and Adilcevaz) are mountainous with vast open areas, large plain and sometimes *Quercus*, *Populus* and *Salix* trees are seen in some places. Nemrut mountain is a second large extinct crater of the World. There is a lake, many rocks and trees such as *Quercus* and *Populus* (Baytop and Denizci, 1963). Thence crustose and foliose lichens are predominantly seen. Collecting localities are well-lit, windswept, treeless areas with gently sloping terrain containing streams, grass, and calcareous and siliceous rocks. The climate is characterized by very cold snowy winters and short hot dry short summers, with a temperature range of -21.3°C to 37°C , a mean annual rainfall is around 822.9 mm, and mean annual humidity of 61% (Akman, 1999).

Results

Aspicilia asiatica (H. Magn.) Yoshim., Nov.Sist. Niz. Rast. 9: 286 (1972). (Fig. 1).

Thallus crustose, up to 5 cm diam, \pm cycloid or \pm elliptic, gray, gray-beige, with deep cracked, and areolate; areoles uneven, blistered, corrugated, areolae up to 800 μm diam; lobes thin and narrow towards the ends, \pm contiguous, or with light space, sometimes \pm partly overlapping, rarely dichotomic, about 165 μm , bulky, lobe tips black-brown as if burned. Apothecia up to 1.25 mm diam, regular or sometimes irregular and with depressed proper margin, aggregated mostly in the middle, scarce towards the lobes, constricted at the base, one per even fertile areol; thallin exciple more or less distinct, thick, 125 μm diam, gray, concolorous with the thallus, large; disc concav, pruinose, dark red or dark brown-black, to 900 μm diam; epihymenium yellow-brown; hypothecium 50-60 μm , yellow brown-gray; hymenium 90-100 μm ; paraphyses contiguous, apices subglobe, upper part filiform. asci 8-spored, clavate, 65-75 \times 18-20 μm ; ascospores 17 \times 10 μm , more or less ellipsoid Thallus and medulla K-, C-, KC-, P-, under upper cortex K more or less yellow-orange.

A detailed description is provided by Oxner (1972).

Aspicilia asiatica grows on calcareous rocks. Previously known from Austria, Afghanistan, Altai-Sayan, China, Mongolia, Tajikistan, Kazakhstan, Kyrgyzstan (Poelt and Wirth, 1968; Abbas *et al.*, 2001; Bredkina and Makarova, 2005; Sedelnikova, 2013). New to Turkey.

Specimen examined: Turkey. Muş: Center, between Üçevler and Muş mainroad, roadside, $38^{\circ}40'49.85''\text{N}$ $41^{\circ}25'30.87''\text{E}$, 2585 m, on calcareous rock, 29.05.2015, leg. K.Yazici. (KTUB–2452).

Accompanying species were: *Aspicilia cinerea* (L. Körb.), *Acarospora fuscat* (Nyl.) Th. Fr., *Acarospora impressula* Th. Fr. var. *hospitans* (H. Magn.) Clauzade & Cl. Roux, *Candelariella vitelline* (Hoffm.) Müll.Arg., *Immersaria athroocarpa* (Ach.) Rambold & Pietschm., *Protoparmeliopsis muralis* (Schreb.) M. Choisy, *Rhizocarpon geographicum* (L.) DC., *Rhizoplaca melanophthalma* (DC.) Räsänen, *Rinodina milvina* (Wahlenb.) Th. Fr. and *Xanthoria elegans* (Link) Th. Fr.

Lecanora subcarnea (Sw.) Ach. var. ***soralifera*** H. Magn., Bot. Notiser: 433 (1932). (Fig. 2).

Thallus crustose up to 5 cm diam, thick, more or less gray, grayish or yellowish white, epruinose, deeply cracked, areolate; areola blistered, more or less verrucose, surface uneven, margins indistinct. Apothecia up to 1.25 mm diam.; disc light red-brown, light brown or red-brown, slightly pruinose, slightly concave, P+ orange-red, C-; soralia 0.5-0.7 mm, blue-grey, \pm

hemisphaerical, occurring on areola, side of apothecia, also on exciple and disc hymenium 90-95 μm high, yellow, yellow-gray, hyaline, clear; paraphyses with thickened upper cells; epihymenium greenish gray-brown; hypothecium hyaline, 150-190 μm , not oil droplets thallin exciple concolous with the thallus, smooth, entire, prominent (Fig. 2a); asci clavate, 8-spored, 40-45 \times 8-10 μm ; ascospores simple, hyaline, ellipsoid, 9-15 \times 6-8 μm (Fig. 2c). Thallus K- or slightly yellow-brown, C-, KC-, P + orange-red. Medulla K-, C-, KC, P-. Disc P+ orange-red. Soralia spot tests are negative.




Fig. 1. *Aspicilia asiatica*, a). Thallus with lobes. Scale = 1 mm, b). Apothecia with pruinose disc. Scale = 1 mm, c). Section through apothecium with hymenium, epihymenium, hypothecium, ascus and ascospores. Scale = 50 μm , d). Section of apothecium with hymenium, ascus and ascospores. Scale = 50 μm .

Lecanora subcarnea var. *soralifera* is a mild-temperate to Mediterranean species, mostly growing on calcareous rock, sometimes on walls. Previously known from Austria, Germany, Sweden, Norway, North America (Berger and Priemetzhofer, 2014; Dickhäuser *et al.*, 1995; Eichler *et al.*, 2010). New to Turkey and Asia.

A detailed descriptions are provided by Dickhäuser *et al.*, (1995), Poelt and Vězda, (1981).

Specimen examined: Turkey, Bitlis: Tatvan, Nemrut mountain, 38°36'08.60"N 42°15' 35.18"E, 2360 m, on calcareous rock, 29.06.2016, leg. K.Yazici. (KTUB-2458).

Thelidium minutulum Körb., *Parerga lichenol.* (Breslau) 4: 351 (1863).

(Fig. 3).

Thallus crustose, epilithic, thin to moderately thick 50-100 μm , continuous, grey, partly grey-brown, margin indistinct, up to 5 cm diam, lightly cracked, uneven, rough, corrugated, granular or

rimose, also cracked surrounding perithecia; perithecia small, about 150-325 μm diam., 320 μm immersed in the thallus, 160 μm on the thallus, or 0.5 mm immersed 0.35 mm on the thallus, more or less globose to ovate, basal part bounded by algae layer; periphyses present; involucrellum absent or very thin; exciple dark-brown to black, about 100-180 μm diam; asci 8-spored, more or less clavate, 85-90 \times 21-23 μm ; ascospores colourless, ellipsoid, 17-21 \times 6-8 μm , 2-celled (Fig. 3d). All spot tests are negative.

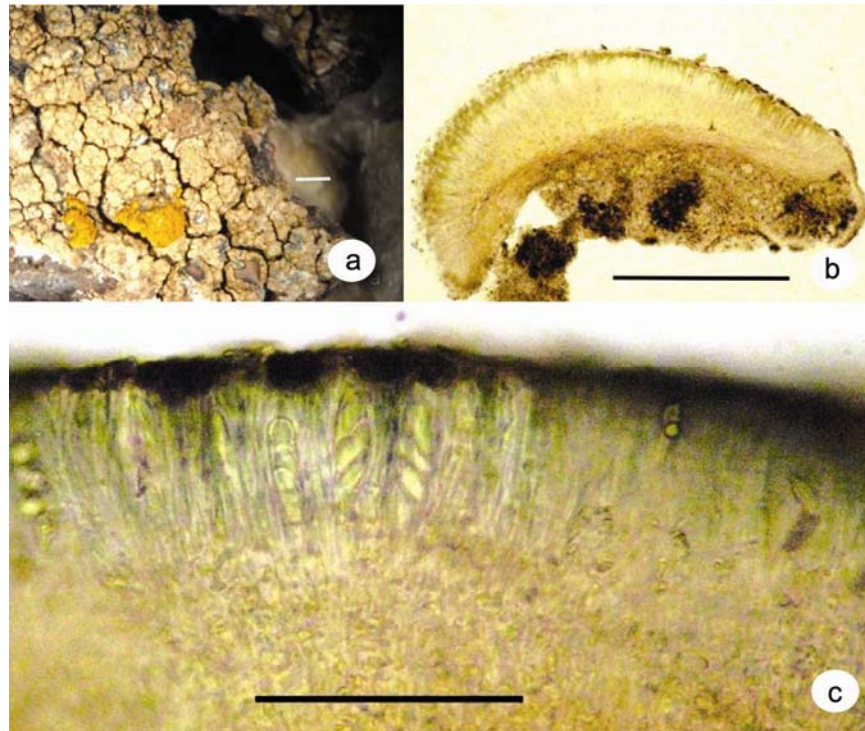


Fig. 2. *Lecanora subcarnea* var. *soralifera*, a). Thallus with apothecia and blue-gray soralia. Scale = 1 mm, b). Cross-section of apothecium with hymenium, epihymenium, hypothecium. Scale = 500 μm , c). Section of apothecium with hymenium, ascus and ascospores. Scale = 500 μm .

A detailed description is provided by Orange (2008).

Thelidium minutulum is a widespread, cool-temperate to arctic-alpine, circumpolar lichen, occurring on calcareous or siliceous rocks, metal-rich, old walls, often vertical faces, limestones, rarely on soil, sterile and grows on steeply inclined faces (Ceynowa-Gieldon and Adamska, 2014; Adamska, 2010; 2012; Ceynowa-Gieldon, 2001). It is known from throughout the Europe, Asia (Taiwan) and North America, (Freire *et al.*, 1999; Thüs and Nascimbene, 2008; Redchenko *et al.*, 2010; Vondrák *et al.*, 2010; Coste, 2011; Pykälä *et al.*, 2012; Toetenel *et al.*, 2012; Ceynowa-Gieldon and Adamska, 2014). New to Turkey.

Specimen examined: Turkey, Bitlis: Adilcevaz, Karşıyaka village, surrounding Sodalı Lake, 38°49'26.29"N 42°57'16.60"E, 1712 m, on calcareous rock, 17.07.2016, leg. K.Yazici (KTUB-2460).

Notes: Some members of *Thelidium minutulum* can be confused with *Thelidium rehmi* Zschacke, but the thallus in *T. minutulum* is more granular than that of *T. rehmi*. The photobionts

in *T. minutulum* are in small aggregated groups, while those of *T. rehmi* distributed irregularly in the thallus. Habitat of these two species are Also different (Ceynowa-Gieldon, 2001). Moreover this species is morphologically confused with *Verrucaria bryoctona* (Th. Fr.) Orange. However *T. Minutulum* can be distinguished from *V. bryoctona* in having 2-celled ascospores and structure of excipulum (Aslan and Yazici, 2013). Accompanying species was *Verrucaria nigrescens* Pers.

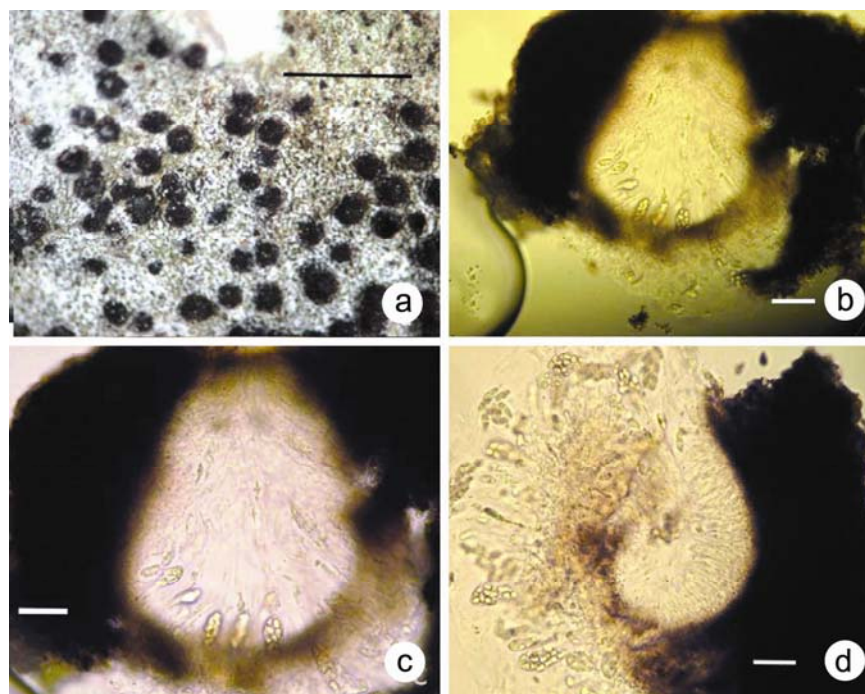


Fig. 3. *Thelidium minutulum*, a). Thallus with perithecia, habitus. Scale = 1 mm. b). Perithecium covered by algae in small group, periphyses, indistinct brown wall of perithecium, ascus and ascospores. Scale = 50 µm, c). Section through perithecium coverd by algae, ligh distict brown wall of perithecium, exciple, periphyses, ascus and ascospores. Scale = 50 µm, d).Section of perithecium with periphyses, ascus and ascospores. Scale = 50 µm.

Acknowledgements

This study was supported by TUBITAK (Project 114Z892).

References

- Abbas, A., Mijit, H., Tumur, A. and Jinong, W. 2001. A Checklist of the lichens of Xinjiang, China. *Harvard Papers in Botany* 5 (2): 359–370.
- Adamska, E. 2010. Biota of lichens on the Zadroże Dune and its immediate surroundings, *Ecological Questions* 12: 51–28.
- Adamska, E. 2012. Protected and threatened lichens in the city of Toruń. In Lipnicki, L. (Ed.) *Lichens Protection–Protected Lichen Species*, Sonar Literacki, Gorzów Wielkopolski, pp. 313–323.
- Akman, Y. 1999. *Climate and bioclimate (The methods of bioclimate and climate types of Turkey)*. 1st Edn., Kariyer Matbaacılık Ltd., Şti, Ankara. 350 pp.

- Aptroot, A. and Yazıcı, K. 2012. A new *Placopyrenium* (Verrucariaceae) from Turkey. *The Lichenologist* **44**: 739–741.
- Arslan, B., Öztürk, S. and Oran, S. 2011. *Lecanora*, *Phaeophyscia* and *Rinodina* species new to Turkey. *Mycotaxon* **116**: 49–52.
- Aslan, A. and Yazıcı, K. 2013. New *Lecanora*, *Lecidea*, *Melaspilea*, *Placynhium*, and *Verrucaria* records for Turkey and Asia. *Mycotaxon* **123**: 321–326.
- Baytop, A. and Denizci, R. 1963. Türkiye'nin Flora ve Vegetasyonuna Genel Bir Bakış. Ege Üniv. Fen Fak. Monografiler Ser. 1, Ege Üniv. Mat., İzmir. 43 p.
- Berger, F. and Priemetzhofer, F. 2014. Erläuterungen und Erstnachweise von Flechten in Oberösterreich, sowie weitere erwähnenswerte Beobachtungen. 1. Update des Flechtenatlas. *Stapfia* **101**: 53–65.
- Bredkina, L. I. and Makarova, I. I. 2005. Checklist of lichens of the central Tian Shan (Kyrgyzstan). *Academia Scientiarum Rossica* **39**: 199–218.
- Ceynowa-Gieldon, M. 2001. Kalcylfilne porosty naziemne na Kujawach (Calciphilous terricolous lichens in Kujawy), Wydawnictwo Uniwersytetu Mikołaja Kopernika, Toruń.
- Ceynowa-Gieldon, M., Adamska, E. 2014. Notes on the genus *Thelidium* (Verrucariaceae, lichenized Ascomycota) in the Kujawy region (north-central Poland). *Ecological Questions* **19**: 25–33.
- Coste, C. 2011. Aperçu de la flore et de la végétation lichéniques de la réserve biologique intégrale du cirque de Madasse (Forêt domaniale du causse Noir, Aveyron). *Bull. Soc. Hist. Nat. Toulouse*, pp. 1–25.
- Çobanoğlu, G. 2005. Lichen collection in the Herbarium of the University of Istanbul (ISTF). *Turkish J. Bot.* **29**: 69–74.
- Çobanoğlu, G. and Yavuz, M. 2007. Muzeul Oltenici Craiova. Oltenia. Studii și comunicări. Științele Naturii. Tom **23**: 23–26.
- Dickhäuser, A., Lumbsch, H.T. and Feige, G.B. 1995. A synopsis of the *Lecanora subcarnea* group. *Mycotaxon* **56**: 303–328.
- Eichler, M. and Cezanne R. and Teuber, D. 2010. Ergänzungen zur Liste der Flechten und flechtenbewohnenden Pilze Hessens. Zweite Folge Botanik und Naturschutz in Hessen **23**: 89–110.
- Freire, M., Dopaza, M.F. and Molaes, A.G. 1999. Flora liquenica saxicola y arenícola de la Península de o Grove (Pontevedra, NW de España). *Acta Botanica Malacitana* **24**: 13–25.
- Karagöz, Y. and Aslan, A. 2012. Floristic lichen records from Kemaliye District (Erzincan) and Van Province. *Turkish J. Bot.* **36**: 558–565.
- Karagöz, Y., Aslan, A., Yazıcı, K. and Aptroot, A. 2011. *Diplotomma*, *Lecanora*, and *Xanthoria* lichen species new to Turkey. *Mycotaxon* **115**: 115–119.
- Kinalioğlu, K. and Aptroot, A. 2011. *Carbonea*, *Gregorella*, *Porpidia*, *Protomicarea*, *Rinodina*, *Solenopsora*, and *Thelenella* lichen species new to Turkey. *Mycotaxon* **115**: 125–129.
- McCarthy, P.M. and Mallett, K. 2004. Flora of Australia. CSIRO Publishing Vol. **56**. A. Lichens 4, Canberra.
- Nordin, A., Savić, S. and Leif Tibell, L. 2010. Phylogeny and taxonomy of *Aspicilia* and *Megasporaceae*. *Mycologia* **102**(6): 1339–1349.
- Orange, A. 1991. *Thelidium pluvium* (Verrucariaceae), a new lichenized species from north-west Europe. *Lichenologist* **23**: 99–106.
- Orange, A. 2008. British Pyrenocarpous Lichens. 69 pp. Distributed by the author.
- Osyczka, P., Yazıcı, K. and Aslan, A. 2011. Note on *Cladonia* species (lichenized *Ascomycota*) from Ardahan Province (Turkey). *Acta Societatis Botanicorum Poloniae* **80**: 59–62.
- Oxner, A.N. 1972. Combinationes taxonomicae ac nomina specierum Aspiciliae novae. *Novosti Sistematiki Nizshikh Rastenii* **9**: 286–292.
- Poelt, J. and Wirth, V. 1968. Flechten aus dem Nordöstlichen Afghanistan. *Mitt. Bot. München Band* **7**: 219–261.
- Poelt, J. and Vězda, A. 1981. Bestimmungsschlüssel europäischer Flechten Ergänzungsheft II. J. Cramer, Vaduz. 390 p.

- Pykälä, J., Stepanchikova, I.S., Himelbrant, D.E., Kuznetsova, E.S. and Alexeeva, N.M. 2012. The lichen genera *Thelidium* and *Verrucaria* in the Leningrad Region (Russia). *Folia Cryptog. Estonica Fasc.* **49**: 45–57.
- Redchenko, O. and Košnar, J. and Gloser, J. 2010. A contribution to lichen biota of the central part of Spitsbergen, Svalbard Archipelago. *Polish Polar Research* **31**(2): 159–168.
- Sedelnikova, N.V. 2013. Species diversity of lichen biota of the Altai-Sayan ecological region *Растительный мир Азиатской России* **2**(12c): 12–54
- Thüs, H. and Nascimbene J. 2008. Contributions toward a new taxonomy of Central European freshwater species of the lichen genus *Thelidium* (*Verrucariales*, *Ascomycota*). *The Lichenologist* **40**(6): 499–521.
- Toeteneel, H., Aptroot, A. and Sparrius, L. 2012. De licheenflora van de Kop van Schouwen: een vergelijking over vier decennia. *Buxbaumia* **93**: 6–21.
- Vondrák, J., Halda, J.P., Meliček, J. and Müller, A. 2010. Lichens recorded during the Spring bryolichenological meeting in Chriby Mts (Czech Republic). *Bryonora* **45**: 36–42.
- Vondrák, J., Halici, M.G., Kocakaya, M. and Ondrakova, O.V. 2012. *Teloschistaceae* (lichenized *Ascomycetes*) in Turkey. 1. Some records from Turkey. *Nova Hedwigia* **94**: 385–396.
- Yazici, K., Aptroot, A., Aslan, A., Etayo, Spier, J. and Karagöz, Y. 2010a. Lichenized and lichenicolous fungi from nine different areas in Turkey. *Mycotaxon* **111**: 113–116.
- Yazici, K., Aptroot, A. and Aslan, A. 2010b. Three lichenized fungi new to Turkey and the Middle East. *Mycotaxon* **111**: 127–130.
- Yazici, K., Elix, J.A. and Aslan, A. 2010c. Some parmelioid lichens new to Turkey and Asia. *Mycotaxon* **111**: 489–494.
- Yazici, K., Aptroot, A., Aslan, A., Vitikainen, O. and Piercey-Normore, M.D. 2011a. Lichen biota of Ardahan province (Turkey). *Mycotaxon* **116**: 480.
- Yazici, K., Aptroot, A. and Aslan, A. 2011b. *Lecanora wrightiana* and *Rhizocarpon inimicum*, rare lichens new to Turkey and Middle East. *Mycotaxon* **117**: 145–148.
- Yazici, K., Aptroot, A. and Aslan, A. 2012. *Candelariella*, *Ochrolechia*, *Physcia*, and *Xanthoria* species new to Turkey. *Mycotaxon* **119**: 149–156.
- Yazici, K., Aslan A. and Aptroot, A. 2013. New lichen records from Turkey. *Bangladesh J. Plant Taxon.* **20**(2): 207–211.
- Yazici, K. and Aptroot, A. 2015. *Buellia*, *Lempholemma*, and *Thelidium* species new for Turkey and Asia. *Mycotaxon* **130**: 701–706.
- Yazici, K. and Aslan, A. 2016a. *Aspicilia*, *Lobothallia*, and *Rhizocarpon* species new for Turkey and Asia. *Mycotaxon* **131**: 227–233.
- Yazici, K. And Aslan A 2016b. *Merismatium*, *Porpidia* and *Protoparmelia* spp. new for Turkey and Asia. *Mycotaxon* **131**: 337–343.

(Manuscript received on 4 November 2016; revised on 25 March 2017)