

**BUTTERFLY ABUNDANCE IN RELATION TO ABIOTIC-BIOTIC FACTORS OF FOREST ECOSYSTEM OF THE BUTTERFLY RESEARCH PARK, GAZIPUR, BANGLADESH**

M. A. Islam, N. Parven, M. S. Islam and M. A. Bashar

*Department of Zoology, University of Dhaka, Dhaka-1000, Bangladesh*

**Abstract:** The pattern of butterfly abundance, their diversity with abiotic (temperature, humidity, rainfall, photoperiod) and biotic (plants) factors were studied in the Butterfly Research Park (BRP) at Bhawal National Park, Gazipur, Bangladesh. Total 2393 individuals per day comprising 44 species under 32 genera belonging to the families Danaidae, Nymphalidae, Pieridae, Papilionidae, Lycaenidae, Hesperidae and Satyridae were recorded from January to December, 2012. The butterflies were more abundant in the months of May, November, December; and least abundant in August and September respectively. Danaidae showed a highest abundance over the other families. Hesperidae and Pieridae were very common; Nymphalidae and Papilionidae were common; and Lycaenidae and Satyridae were few in number respectively. Papilionids, Pierids and Nymphalids were found highest in May and June. Danaids, Satyrids and Hesperids were peak in November and Lycaenids in April. Danaids and Papilionids were lowest in August; Hesperids and Satyrids in March; Nymphalids, Pierids and Lycaenids were in September, October and December respectively.

**Key words:** Butterfly, species richness, abiotic and biotic factors.

**INTRODUCTION**

Butterfly stands as an ideal subject for ecological study in landscapes (Thomas and Malorie 1985). Butterflies play important roles in pollination and in the studies of community ecology (Pollard 1991). Butterfly acts as abiotic indicator for environmental assessment (Sakuratani and Fujiyama 1991, Kremen 1992, Schmitt 2003) and is used for forecasting climate change impact. The butterflies are very sensitive with changes of microclimate and habitat (Erhardt 1985). Butterfly belonging to the families viz., Papilionidae, Pieridae, Nymphalidae, Danaidae, Satyridae, Lycaenidae and Hesperidae are commonly found in Bangladesh (Bashar *et al.* 2005). Butterfly abundance is a part of ecological assessment that refers the quantity of species to a particular ecosystem. Assessment of species abundance is a fundamental requirement in ecology and biodiversity conservation (Yoccoz *et al.* 2001). Seasonal fluctuations of butterflies covering a particular area are influenced by environmental factors viz., temperature, photoperiod, rainfall, humidity and availability of food resources, types of vegetations viz., herbs, shrubs and trees (Anu *et al.* 2009, Shanthi *et al.* 2009 and Tiple *et al.* 2007).

The present investigation was undertaken to determine the abundance of butterfly species and their diversity with abiotic factors viz., temperature, relative humidity, rainfall, sunlight intensity and biotic factors viz., flowering period of associated plants.

### MATERIAL AND METHODS

Study area: Butterfly Research Park (BRP) ( $24^{\circ}5'44.98''\text{N}$  and  $90^{\circ}24'14.4''\text{E}$ ) is situated at the Bhawal National Park (BNP) in Gazipur, 40 kilometers north of Dhaka City, Bangladesh. It is aesthetically blended with introduced vegetations.

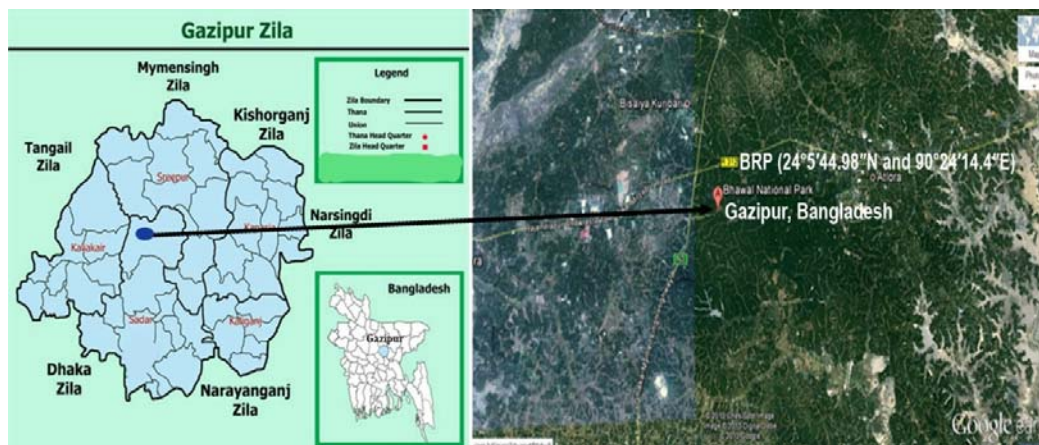


Fig. 1. Map of Bangladesh showing the location of Gazipur District highlighting the Butterfly Research Park, Bhawal National Park, Gazipur

Methodology: Sampling was made once a week during the study period. The total area was divided into four transects (73.15, 45.72, 68.58 and 44.20 meter respectively). Butterfly abundance was measured in four different sessions: First session (9.00am-9.30am), second session (11.00am-11.30am), third session (1.00pm-1.30pm) and fourth session (3.00-3.30) respectively. In each session, four transects were observed according to Hussain *et al.* (2008) and Robert (2001).

The collected butterflies of different families were identified following Bashar *et al.* (2005), Kunte (2000), Gunathilagaraj *et al.* (1998), Smith (1993), Fres(1989), Roberts (2001) and Marsh and Geer (1992). The host plants, nectar plants and shelter plants of butterflies were identified following to Ahmed *et al.* (2009).

Throughout the study period the abundance of the butterflies of different families was recorded according to the methods adopted by Bashar *et al.* (2005), Roberts (2001) and Marsh and Geer (1992).

Abiotic factors viz., temperature and relative humidity were measured on the site with a Thermo-Hygrometer. The data on rainfall and photoperiod were taken from the Bangladesh Metrological Department and [www.sunrise-and-suset.com](http://www.sunrise-and-suset.com), respectively.

### RESULTS AND DISCUSSION

The temperature, relative humidity, rainfall and photoperiod of the Butterfly Research Park during the study period are given in Table 1. All the parameters were quite high during March - October compared to other months.

**Table 1. Abiotic factors of the Butterfly Research Park during January-December, 2012**

Months	Temperature (°c)			Relative Humidity, RH(%)			Rainfall (mm)	Photoperiod (h) Mean ±SD
	Min	Max	Mean±SD	Min	Max	Mean ± SD		
January	20.6	31.0	25.8±7.35	45	69	57±16.97	7.7	10.85±0.21
February	20.1	37.5	28.8±12.30	21	73	47±36.77	28.9	11.37±0.18
March	23.0	36.0	29.5±9.19	43	73	58±21.21	65.8	12.03±0.21
April	30.1	32.9	31.5±1.97	81	85	83±2.82	156.3	12.72±0.19
May	33.4	40.4	36.9±4.95	46	74	60±19.78	339.4	13.28±0.14
June	28.5	37.5	33.0±6.36	58	78	68±14.14	340.4	13.57±0.02
July	32.2	35.0	33.6±1.98	69	85	77±11.31	373.1	13.42±0.10
August	26.2	40.9	33.5±10.39	49	89	57±28.28	316.5	12.92±0.18
September	26.0	39.0	32.5±9.19	64	82	73±12.72	300.4	12.26±0.20
October	29.8	35.1	32.4±3.75	52	74	63±15.56	172.3	11.57±0.20
November	26.8	30.8	28.8±2.83	49	73	61±16.97	34.4	10.98±0.18
December	17.0	23.0	20.0±4.24	64	86	75±15.56	12.8	10.69±0.03

Min=Minimum; Max=Maximum; h= hour.

The total 2393 individuals per day belonging to 44 species and 32 genera under the 7 families were recorded from the BRP, Bhawal National Park, Gazipur, Bangladesh (Table 2).

The butterflies were more abundant in the months of May (414±136.47), November (415±181.54) and December (301±204.71) and least abundant in August and September 69±34.88 and 68±50.96 respectively (Fig. 2). Assamlata, Gadha, Kesaraj in May; Hatisur, Bangadha, Cosmos, Bankarpas, Gadha, Jaba in November and December were flowering stages. Anu *et al.* (2009) stated that the abundance of butterfly was influenced by environmental factors viz., temperature, photoperiod, rainfall, humidity, availability of food resources and vegetations type. According to Kabir (2009) highest abundance of butterflies was found in the month of March and April.

**Table 2. Total number of genera, species of different butterfly families and family-wise abundance during January-December, 2012**

Family	Name of Species	No. of genera (% of corresponding no.)	No. of species (% of corresponding no.)	No. of total individuals/day (Avg. no. ± SD) (% of Avg. no.)
Danai- dae	<i>Danaus chrysippus</i> (Linnaeus, 1758)	3 (9.37)	5 (11.36)	978±368.89 (40.87%)
	<i>Danaus genutia</i> (Cramer, 1779)			
	<i>Danaus affinis</i> Fabricius, 1775			
	<i>Tirumala limniace</i> Cramer, 1775			
	<i>Euploea core</i> (Cramer, 1780)			
Nym- phalidae	<i>Ariadne merione</i> (Cramer, 1777)	6 (18.75)	8 (18.18)	320±173.13 (13.37%)
	<i>Athyma opalina</i> (Kollar, 1844)			
	<i>Hypolimnias bolina</i> (Linnaeus, 1758)			
	<i>Junonia almana</i> (Linnaeus, 1758)			
	<i>Junonia atlites</i> (Linnaeus, 1763)			
	<i>Junonia orithya</i> (Linnaeus, 1758)			
	<i>Neptis soma</i> Linnaeus, 1758			
	<i>Phalantha phalantha</i> (Drury, 1773)			
Pieri- dae	<i>Appias lycinda</i> Cramer, 1777	5 (15.62)	8 (18.18)	388±214.44 (16.22%)
	<i>Catopsilia crocale</i> Fabricius, 1775			
	<i>Catopsilia pomona</i> Fabricius, 1775			
	<i>Catopsilia pyranthe</i> (Linnaeus, 1758)			
	<i>Delias descombesi</i> Boisduval, 1836			
	<i>Delias eucharis</i> (Drury, 1773)			
	<i>Eurema hecabe</i> (Linnaeus, 1758)			
<i>Pieris canidia</i> (Sparrman, 1768)				
Papilio- nidae	<i>Graphium agamemnon</i> (Linnaeus, 1758)	5(15.62 )	8 (18.18)	186 ± 88.5 (7.77%)
	<i>Graphium doson</i> C&R Felder, 1864			
	<i>Papilio clytia</i> Linnaeus, 1758			
	<i>Papilio demoleus</i> Linnaeus, 1758			
	<i>Pachliopta aristolochiae</i> (Fabricius, 1775)			
	<i>Papilio polytes</i> Linnaeus, 1758			
	<i>Papilio polymnestor</i> Cramer, 1775			
	<i>Troides helena</i> (Linnaeus, 1758)			
Lycae- nidae	<i>Arhopala amantes</i> (Hewitson, 1862)	6 (18.75)	6 (13.64)	69 ± 31.56 (2.88%)
	<i>Castalius rosimon</i> (Fabricius, 1775)			
	<i>Catochrysops strabo</i> Fabricius 1793			
	<i>Euchrysops cnejus</i> (Fabricius 1798)			
	<i>Pseudozizeeria maha</i> (Kollar 1848)			
	<i>Tajuria cippus</i> (Fabricius, 1798)			
Hesperi- idae	<i>Iambrix salsala</i> (Moore, 1865)	4 (12.5)	5 (11.36)	404 ± 194.42 (16.89%)
	<i>Parnara guttata</i> Bremer & Grey, 1852			
	<i>Pelopidas conjuncta</i> (Herrich-Schäffer, 1869)			
	<i>Tagiades japetus</i> (Stoll, 1782)			
Saty- ridae	<i>Udaspes folus</i> (Cramer, 1775)	3 (9.37)	4 (9.09)	48 ± 21.2 (2.01%)
	<i>Elymnias hypermnestra</i> (Linnaeus, 1763)			
	<i>Melanitis leda</i> (Linnaeus, 1758)			
	<i>Melanitis phedima</i> (Cramer, 1780)			
	<i>Mycalesis perseus</i> (Fabricius, 1775)			
Total		32	44	2393

The Danaidae family showed a remarkable abundance over the other families followed by Hesperidae, Pieridae, Nymphalidae, Papilionidae, Lycaenidae and Satyridae respectively. This family represented 978 individuals per day and about 40.87% of total butterflies. Under this family three genera and five species were recorded. The very common species was *Euploea core*. *Danaus crysippus* and *Tirumala limniace* were common. *Danaus affinis* was few in number (Table 2).

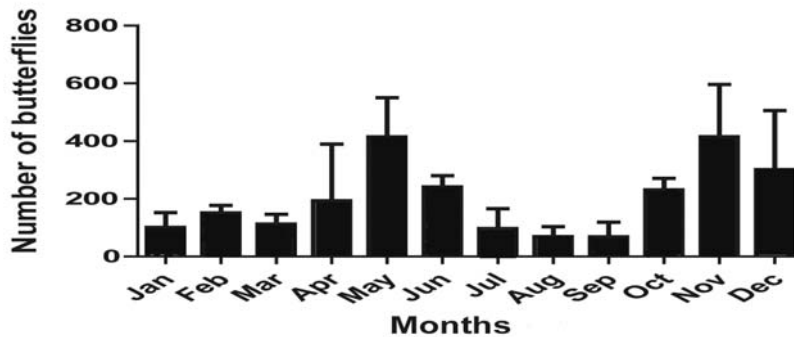


Fig. 2. Month wise abundance of butterfly during the year 2012

The Danaid population was highest (180 individuals/day) in the month of November at 28.8°C, 61% RH, 34.4 mm rainfall and lowest in August (17 individuals/day) at 33.5°C, 57%RH, 316.5 mm rainfall. The number of danaids of different species was average number in rest of the month (Table 1 and Fig. 3). In November Hatisur and Bangadha were at flowering stages. Tiple *et al.* (2007) observed that seasonal fluctuations influenced by environmental factors. Bashar *et al.* (2006a) reported that Danaidae was at the peak of their populations in the months March-June in some forests of Bangladesh.

Nymphalidae family represented by 320 individuals per day and 13.37% of total butterfly including eight species under six genera. *Junonia almana* was very common; *Athyma opalina* and *Ariadne merione* were few in number. *Junonia atlites* and *Neptis soma* were common in the study area (Table 2). The Nymphalid population was highest (62 individuals/day) in the month of June at 33°C, 68% RH, 340.4 mm rainfall and lowest number in September (8 individuals/day) at 32.5°C, 73% RH, 300.4 mm rainfall respectively (Table 1 and Fig 3). In June the nectar plants Bankarpas and Lantana were their flowering stages. According to Murphy and Wilcox (1986) butterflies are dependent on environmental conditions for growth, development and survival. Bashar *et al.* (2006a) examined that peak of their populations in the months of March-June.

The family Pieridae was represented by 388 individuals per day and 16.22% of total butterflies. It included eight species under five genera. *Eurema hecabe* was very common and *Pieris canadia* was few in number. *Catopsilia pyranthe*, *C. pomona*, *C. crocale* and *Delias eucharis* were also common (Table 2).

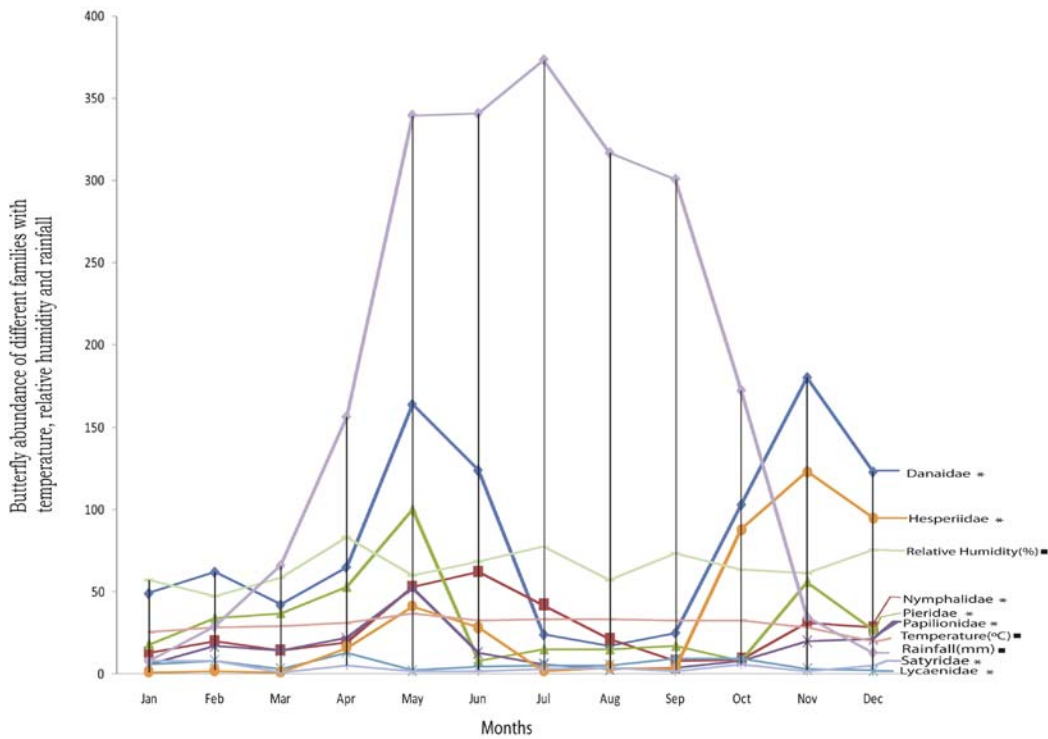


Fig. 3. Butterfly abundance and abiotic factors during the year 2012

The Pierid population was highest (100 individuals/day) in the month of May at 36.9°C, 60% RH, 339.4 mm rainfall and lowest (8 individuals/day) in October at 32.4 °C, 63%RH, 172.3 mm rainfall respectively (Table 1 and Fig. 3). In May maximum abundance observed with high temperature and good humidity condition and most plants (Assamlata, Gadha, Kesaraj) were at flowering stages. Bashar *et al.* (2006a) investigated that Pierids were maximum in the months March-June.

Papilionidae family was represented total 186 individuals per day and 7.7% of total butterflies. It included eight species under five genera. The *Pachliopta aristolochiae* was very common. *Troides helena* and *Papilio polymnestor* were few in number. *Papilio demoleus* and *P. polytes* were common (Table 2). The Papilionid population were highest (52 individuals/day) during May at 36.9 °C,

60%RH, 339.4 mm rainfall and lowest abundance (3 individuals/day) in August at 33.5°C, 57%RH, 316.5mm rainfall respectively (Table 1 and Fig. 3). In May most nectar plants (Assamlata, Gadha, Kesaraj) were their flowering stages. According to Bashar *et al.* (2006a) papilionids were at the peak abundance in the months March-June.

Family Lycaenidae was represented by 69 individuals under six species per day and 2.88% of total butterflies. *Arhopala amantes* observed maximum in number. *Pseudozizeeria maha* was few. *Euchrysops cnejus* was in common (Table 2). The Lycaenid population were highest (13 individuals/day) in April at 31.5°C, 83%RH, 156.3mm rainfall along with nectar plants (Panica, Motkila, Nayantara and Nilopetunia) were their flowering stages and lowest (2 individuals/day) in December at 20°C, 75%RH, 12.8mm rainfall with foggy weather and shortage of nectar plants (Fig. 3). According to Spitzer *et al.* (1993) plant phenology and climate are key environmental variables that affect abundance of butterfly.

Hesperiidae family was represented by 404 individuals and 16.89% of total butterflies. The *Parnara guttata* and *Iambrix salsala* were very common and few respectively. *Parnara apostate* was common in number (Table 2). Maximum abundance (123 individuals/day) of Hesperiid population was in November at 28.8°C, 61% RH, 34.4 mm rainfall and lowest in January (1 individuals/day) at 25.8°C, 45% RH, 7.7mm rainfall respectively (Table 1 and Fig. 3). In November the nectar plants Bangadha and Kesaraj had their flowering stages with high juvenile. Blair and Launer (1997) reported that month-wise variations are influenced by availability of food resources.

Family Satyridae was represented by 48 individuals per day and 2.01% of total butterflies. *Mycalesis perseus* and *Elymnias hypermnestra* were very common and few respectively. *Melanitis leda* and *Melanitis phedima* were common (Table 2). Highest abundance of Satyrids population was recorded in January (8 individuals/day) at 25.8°C, 45% RH, 7.7 mm rainfall and lowest in March (1 individuals/day) at 29.5°C, 58% RH, 65.8mm rainfall (Table 1 and Fig. 3). Assamlata, Lantana were their flowering stages in January. Jackson and Baines (1999) investigated that butterflies living in a forest are vary depending on weather and vegetations conditions of the forests.

It was observed that the diversity of different butterfly families has relation with abiotic factors and associated plants. Temperature ranging between 27°C-38°C, relative humidity 60%-80%, optimum sunlight and flowering period of plants as well as presence of host and shelter plants influence the abundance of butterflies. Despite the presence of flowering period of nectar plants, host plants and shelter plants; low temperature, humidity, light intensity, photoperiod,

cloudy and foggy weather create negative impact on butterfly abundance in BRP. The result will help to assess forest ecosystem, diversity and most importantly the possibility in establishing butterfly research park. The present endeavor may fulfill the demand of ecotourism industry development.

#### LITERATURE CITED

- AHMED, J. U., HASSAN, M. A., BEGUM, Z. N. T. and KHONDKER, M. 2009. *Encyclopedia of flora and fauna of Bangladesh* (Vol. 6-12). Asiatic Society of Bangladesh, Nimtali, Dhaka. pp. 1-3451.
- ANU, A., SABU, T. K. and VINEESH, P. J. 2009. Seasonality of litter insects and relationship with rainfall in a wet evergreen forest in south Western Ghats. *J. Insect Sci.* **9**: 46.
- BASHAR, M. A., MAMUN, M. A. and RAHMAN, SK. M. 2005. Wing Venation as a factor for the identification of Pierid butterflies in the forest of Bangladesh. *Bangladesh J. Zool.* **33**(1): 49-56.
- BASHAR, M. A., MAMUN, M. A., ASLAM, A. F. M. and CHOWDHURY, A. K. 2006a. Biodiversity maintenance and conservation of Butterfly-Plant association in some forests of Bangladesh. *Bangladesh J. Zool.* **34**(1): 55-67.
- BLAIR, R. B. and LAUNER, A. E. 1997. Butterfly diversity and human land use: species assemblages along an urban gradient. *Biol. Conserv.* **80**: 113-125.
- ERHARDT, A. 1985. Diurnal Lepidoptera: sensitive indicators of cultivated and abandoned grassland. *J. Appl. Ecol.* **22**: 849-862.
- FRES, P. S. 1989. *The Illustrated Encyclopedia of the Butterfly of the World*. Salamander Books Ltd., London. 275 pp.
- GUNATHILAGARAJ, K., PERUMAL, T. N. A., JAYARAM, K. and KUMAR, M. G. 1998. *Some South Indian Butterflies: Field Guide*. Project Lifescape, Indian Acad. Sci., Bangalore. 274pp.
- HUSSAIN, K. J., SATPATHY, K. K., PRASAD, M. V. R., SRIDHARAN, V. T., RAMESH, T. and SELVANAYAGAM, M. 2008. *Faunal Diversity Assessment at Department of Atomic Energy (DAE) Campus, Kalpakkam*. IGCAR 268pp.
- JACKSON, B. and BAINES, B. 1999. *Mindful of butterflies*. The Book Guild Ltd., Sussex. 160 pp.
- KABIR, S. 2009. *Study on the taxonomic characters and abundance of butterflies of four selective spots of Chittagong University campus*. M. S. Project, Dept. Zool. Chittagong Univ. 55 pp.
- KREMEN, C. 1992. Assessing the indicator properties of species assemblages for natural areas monitoring. *Ecol. Appl.* **2**: 203-217.
- KUNTE, K. 2000. *Butterflies of Peninsular India*. Universities Press Limited, Hyderabad, India, 254pp.
- MARSH, C. W. and GREER, A. G. 1992. Forest land-use in Sabah, Malaysia: an introduction to Danum Valley. *Philos. Trans. R. Soc.* **333**: 331-339.
- MURPHY, D. D. and WILCOX, B. A. 1986. Butterfly diversity in natural habitat fragments: a test of the validity of vertebrate-based management. In: Verner, J., Morrison, M. and Ralph, C. J. (eds.). *Wildlife 2000, modeling habitat relationships of terrestrial vertebrates*. Univ. Wisconsin Press, Madison. 287-292 pp.
- POLLARD, E. 1991. Monitoring butterfly numbers; In: *Monitoring for conservation and ecology* (ed., GOLDSMITH, F. B.). Chapman and Hall, London. p. 87.
- ROBERTS, T. J. 2001. *The Butterfly of Pakistan*. 1<sup>st</sup> Ed. Oxford Univ. Press, Pakistan. 200 pp.
- SAKURATANI, Y. and FUJIYAMA, S. 1991. Influence of highway construction on butterfly communities (In Japanese translation with English summary). *Jpn. J. Environ. Entomol. Zool.* **3**: 15-23.



- SCHMITT, T. 2003. Influence of forest and grassland management on the diversity and conservation of butterflies and burnet moths (Lepidoptera, Papilionoidea, Hesperidae, Zygaenidae). *Anim. Biodivers. Conserv.* **26**: 51-67.
- SHANTHI, R., HUSSAIN. K. J. and SANJAYAN. K. P. 2009. Influence of weather on the incidence of sucking pest complex on summer-irrigated cotton crops of Tamil Nadu. *Hexapoda* **16**(1): 89-92.
- SMITH, C. 1993. *Illustrated checklist of Nepal's butterflies*. Craftsman Press, Bangkok, Thailand. 127 pp.
- SPITZER, K., NOVOTNY, V., TONNER, M. and LEPS, J. 1993. Habitat preferences, distribution and seasonality of the butterflies (Lepidoptera : Papilionoidea) in a montane tropical rain forest, Vietnam. *J. Biogeogr.* **20**:109-121.
- TIPLE, A. D., KHURAD, A. M. and DENNIS, R. L. H. 2007. Butterfly diversity in relation to a human-impact gradient on an Indian university campus. *Nota lepid.* **30**(1): 179-188.
- THOMAS, C. D. and MALORIE, H. C. 1985. Rarity, Species richness and conservation: Butterfly of Atlas Mountains in Morocco. *Biol. Conserv.* **33**:95-117.
- WALPOLE, M.J., and SHELDON, I.R. 1999. Sampling butterflies in tropical rain forest : an evaluation of a transect walk method. *Biol. Conserve.* **87**: 85-91.
- YOCCOZ, N. G., NICHOLS, J. D. and BOULINIER, T. 2001. Monitoring of biological diversity in space and time. *Trends. Ecol. Evol.* **16**: 446-453.

*(Manuscript received on 8 October 2013; revised on 19 December 2013)*