

A Further Comprehensive Review on the Phytoconstituents from the Genus *Erythrina*

Mohammad Musarraff Hussain

Department of Pharmacy, Faculty of Life and Earth Sciences, Jagannath University
Dhaka-1100, Bangladesh

(Received: August 22, 2019; Accepted: January 28, 2020; Published: January 30, 2020)

Abstract: *Erythrina* is a significant source of phytoconstituents. The aim of this review is to solicitude of classification, synthesis, and phytochemicals with biological activities of *Erythrina*. In our previous review on this genus (Hussain *et. al.*, 2016a) fifteen species (*Erythrina addisoniae*, *E. caribaeae*, *E. indica*, *E. latisima*, *E. melanacantha*, *E. mildbraedii*, *E. poeppigiana*, *E. stricta*, *E. subumbrans*, *E. veriegata*, *E. vespertilio*, *E. velutina*, *E. zeberi*, *E. zeyheri* and *E. americana*) have been studied and 155 molecules with chemical structures were reported. A further comprehensive review was done upon continuation on the same genus and thirteen species (*E. abyssinica*, *E. arborescens*, *E. berteriana*, *E. burtii*, *E. caffra*, *E. coralloides*, *E. crista-galli*, *E. fusca*, *E. herbaceae*, *E. lysistemon*, *E. mulungu*, *E. speciosa* and *E. tahitensis*) of *Erythrina* have been studied and 127 compounds are reported as phytoconstituents with their chemical structure in this review. *Erythrina crista-galli* and *E. lysistemon* consist of highest number of chemical constituents.

Key words: Phytoconstituents, classification, *Erythrina*, leguminosae, biological properties.

Introduction

One hundred and ten species of shrubs and trees are present under the genus *Erythrina* (Family: Leguminosae). A total thirteen medicinal plants have been reviewed comprehensively in this study (Hussain *et. al.*, 2016a). *E. abyssinica* is a medium sized tree, 5-15 m in height, well branched and leaves are compound. *E. arborescens* (Himalayan coral tree) is a deciduous tree growing up to 5 m tall; branches and trunk have been covered with prickles. *E. berteriana* (Coral bean) is a shrub like tree (10 m tall) and trunk (48 cm) having red flower. *E. burtii* is a flowering plant found in Kenya and Ethiopia. *E. caffra* is a medium to large sized deciduous tree, 9-12 × 7-11 m in height. *E. coralloides* (Naked coral tree) is a fast growing deciduous tree 30 ft in height with bright red flowers in early spring. *E. crista-galli* is a deciduous tree growing to 15-20 ft tall having dark furrowed bark and green leaflets. *E. fusca* (Coral bean) is deciduous tree having spiny bark and light

orange flowers. *E. herbaceae* (Coral bean) is a shrub (20 ft in height) but sometimes it may be smaller and leaves are semi deciduous 6-8 inch long. *E. lysistemon* is a small to medium sized deciduous and lovely tree (10 m in height) with brilliant and spreading crown red flowers. *E. mulungu* (Ornamental tree) is a medicinal plant native to Brazil and South America. *E. speciosa* is a tree native to Brazil, cultivated, and introduced populations in Africa and India. *E. tahitensis* is a species of legume (Family: Fabaceae) endemic to French Polynesia. Species of *Erythrina* have been used as a traditional medicine in sedative, febrifuge, anti-asthmatic, anti-epileptic, convulsion, fever, inflammation, bacterial infection, insomnia, helminthiasis, cough, cuts, and wounds (Kumar *et. al.*, 2010).

Classification of Erythrina alkaloids: Depending on skeleton, two types of *Erythrina* alkaloids are present i) Erythrinane (1) consisting of a 6,5,6,6 Indoloisoquinoline and ii) Homoerythrinane (2)

Correspondence to: Mohammad Musarraff Hussain. Email: mmhussain@pharm.jnu.ac.bd and m.musarraff.hussain@gmail.com, ORCID: 0000-0001-9270-0474.

DOI: <https://doi.org/10.3329/bpj.v23i1.45321>

containing 6, 5, 7,6 Indolobenzazepine skeleton (Figure 1). On the basis of D ring present in the skeleton, *Erythrina* alkaloids are classified as aromatics (3, 4, 5, 6, 7, 8, 9, 10), hetero-aromatics (11, 12, 13) and non-aromatics (14, 15) (Amer *et. al.*, 1991; Barton *et. al.*, 1970; Barton *et. al.*, 1974;

Carmack *et al.*, 1951; Folkers *et. al.*, 1939, 1940a, 1940b, 1940c, 1937; Garin-Aguilar *et. al.*, 2000; Maier *et. al.*, 1097, 1999; Soto-Hernandez *et. al.*, 2012) (Figure 2).

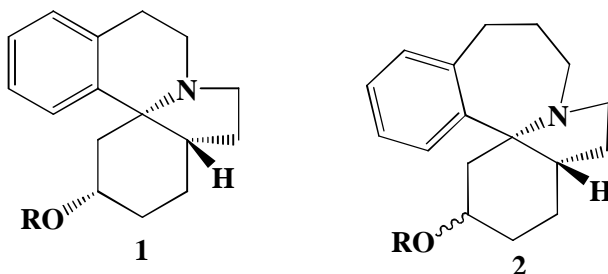


Figure 1. *Erythrina* alkaloids depending on skeleton

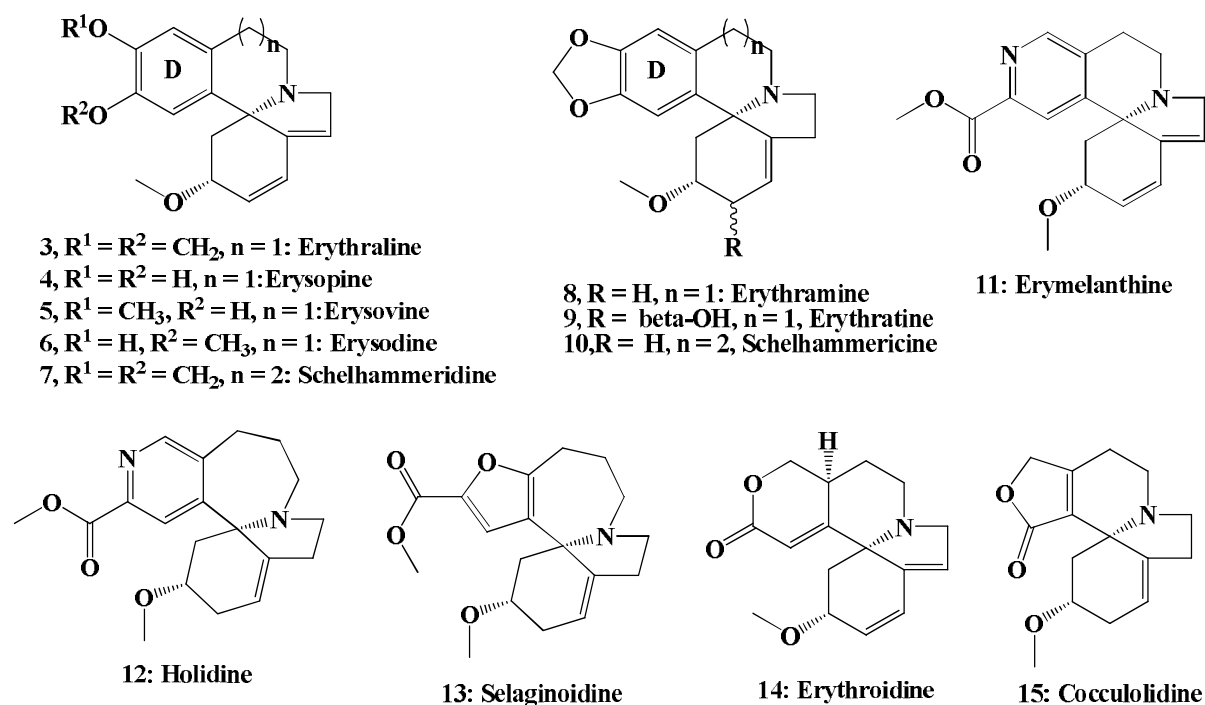


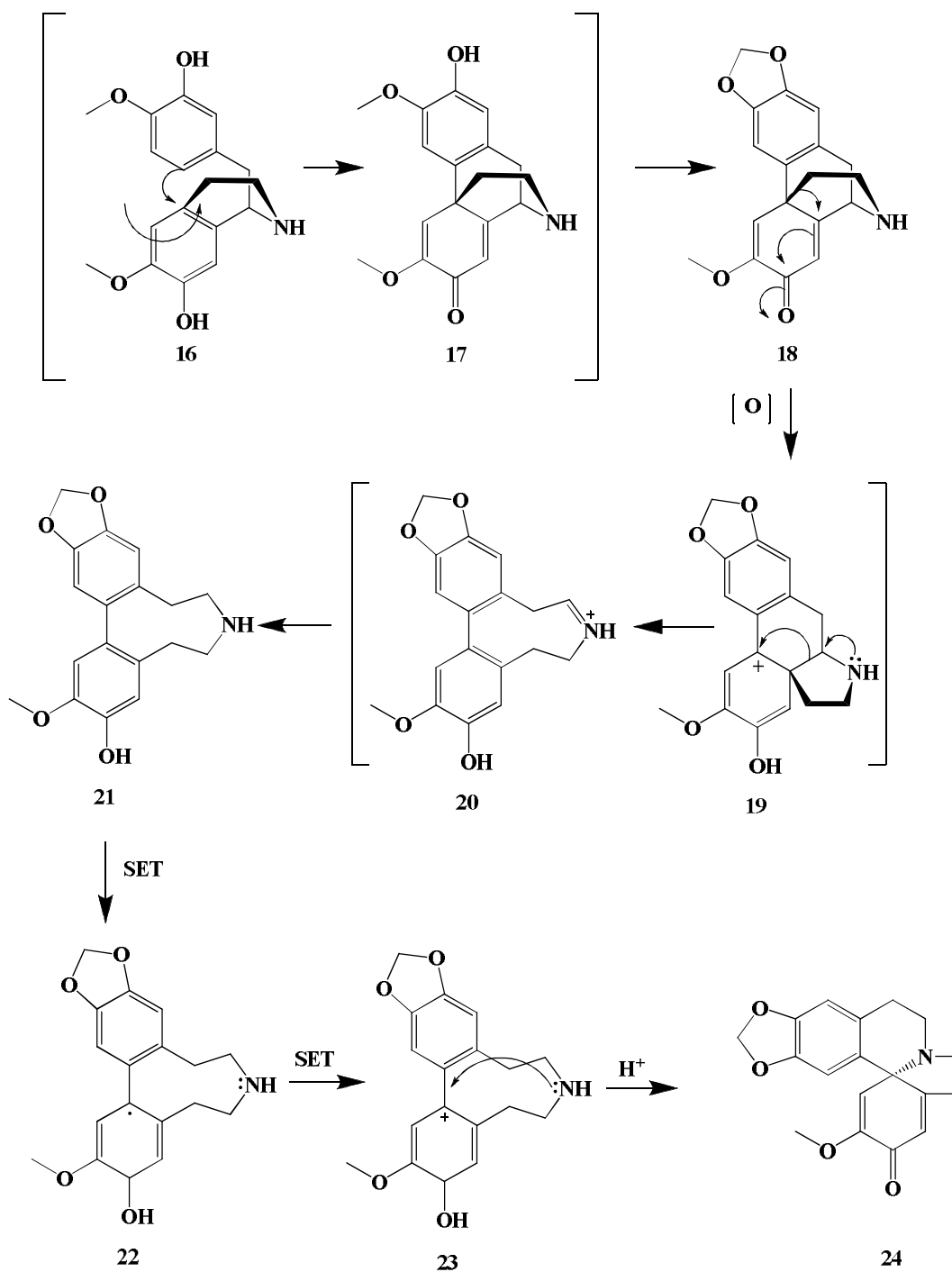
Figure 2. Classification of *Erythrina* alkaloids on the basis of D ring present.

Biosynthesis of Erythrina alkaloids: Angiosperms is the key source of alkaloids, but it can be exists in animals as well as in microorganisms, insects, plants, and marine organism. Alkaloids are secondary metabolites that consist of secondary, tertiary, and quaternary nitrogen atoms in their molecular formula. Alkaloids have been used as

medicines and in the recovery of poison. Metabolically, alkaloids are playing a significant function in the physiology at organism and plants. Three types of alkaloids are presents such as true, proto, and pseudo-alkaloids. Different bio-synthetic pathway of alkaloids had been offered, but the objective of this review is the demonstration of a bio-

synthetic pathway of *Erythrina* alkaloid. According to the Maier and Soto-Hernandez (Maier *et. al.*, 1997, 1999; Soto-Hernandez *et. al.*, 2012) *Erythrina* alkaloid, Δ^3 -Erythratinone (**24**) can be synthesized from the starting material (*S*)-Norreticuline (**16**)

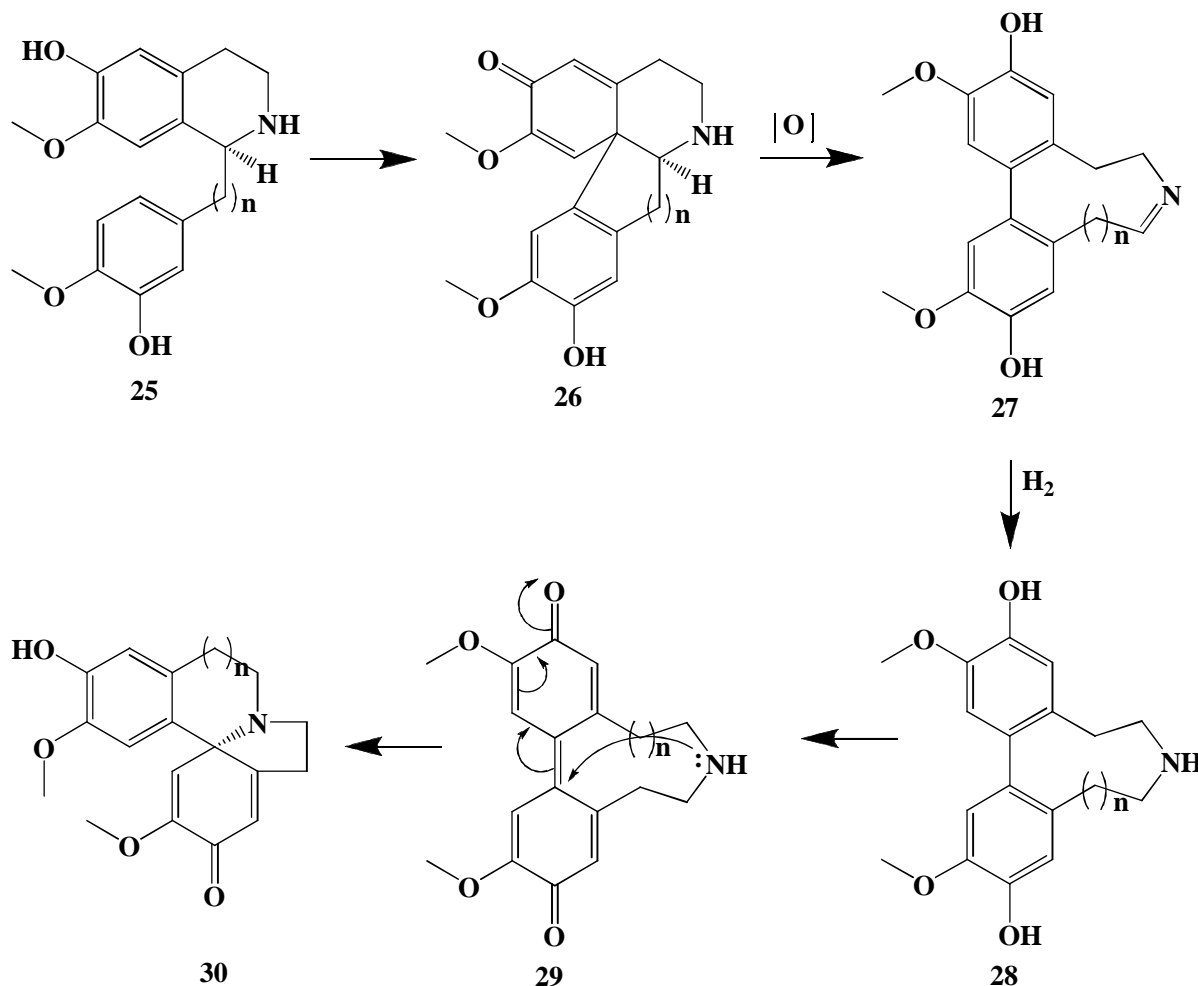
through synthesis of few intermediate products such as Norisosalutaridine (**17**), Noramurine (**18**), Neospirinic cation (**20**), and Diallylic cation (**23**) (Scheme 1).



Scheme 1. Synthetic pathway of *Erythrina* alkaloids

Chemical synthesis of the Erythrinane alkaloid: Erythrinane alkaloid Erysodienone (30) can be synthesized from the precursor of *S*-Norprotosinomenine (25) with the synthesis of some intermediate compounds such as Neoproaporphine

(26), (*Z*)-2,12-Dimethoxy-6,9-dihydro-5*H*-dibenzo-[d,f]-azonine-3,11-diol (27), Dibenzazonine (28), and Dibenzazonine dione (29) (Soto-Hernandez *et. al.*, 2012; Cui *et. al.*, 2009) (Scheme 2).



Scheme 2. Synthesis of Erythrinane alkaloid.

Phytoconstituents: A total thirteen species of *Erythrina* have been studied and ninety six molecules (31-127) with chemical structures are reported in this review as bioactive compounds (Figure 3-15).

***Erythrina abyssinica*:** A bunch of chemical compounds such as Abyssinone A (31), Abyssinone B (32), Abyssinone C (33), Abyssinone D (34), Abyssinone V (35), Erythribyssins A (36),

Erythribyssins B (37), Erythribyssins C (38), Eryvarin K (39), Neurautenol (40), Erybraedin B (41), 3,9-Dihydroxy-4-prenyl-[6a*R*:11a*R*]-pterocarpan (42), Folitenol (43), Erybraedin D (44), Erysubin E (45), Erybraedin C (46), Phaseollidin (47), Sophora pterocarpan A (48), Erythrabysissin-II (49), and Erystagallin (50) were reported from *E. abyssinica* (Figure 3) (Cui *et. al.*, 2008; Kabenei *et. al.*, 2011; Nguyen *et. al.*, 2009).

Erythrina arborescens: Eight phytochemicals were reported from *E. arborescens* for example (+)-Erystramidine (51), (+)-11-β-Hydroxyerysotrine (52), (+)-Erythrasine (53), (+)-Erytharbine (54), (+)-

Erysophorine chloride (55), (+)-Erysodinophorine hydroxide (56), (+)-Erysopinophorine hydroxide (57), and (+)-Isoerysopinophorine hydroxide (58) (Figure 4) (Amer *et. al.*, 1991).

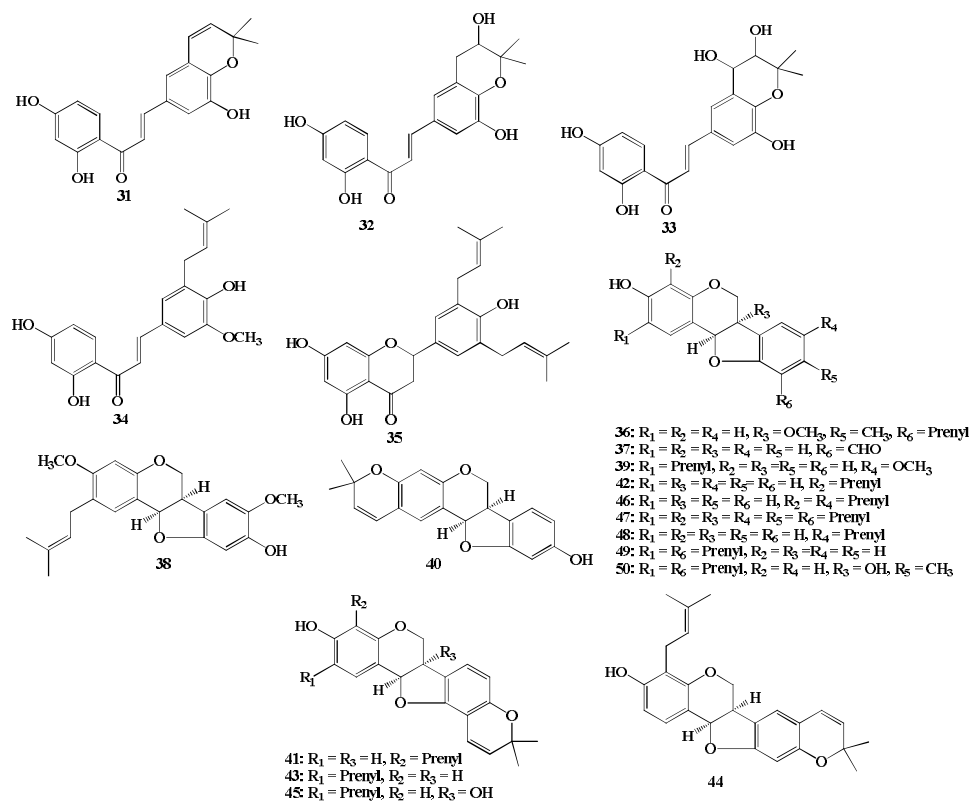


Figure 3. Molecules from *Erythrina abyssinica*

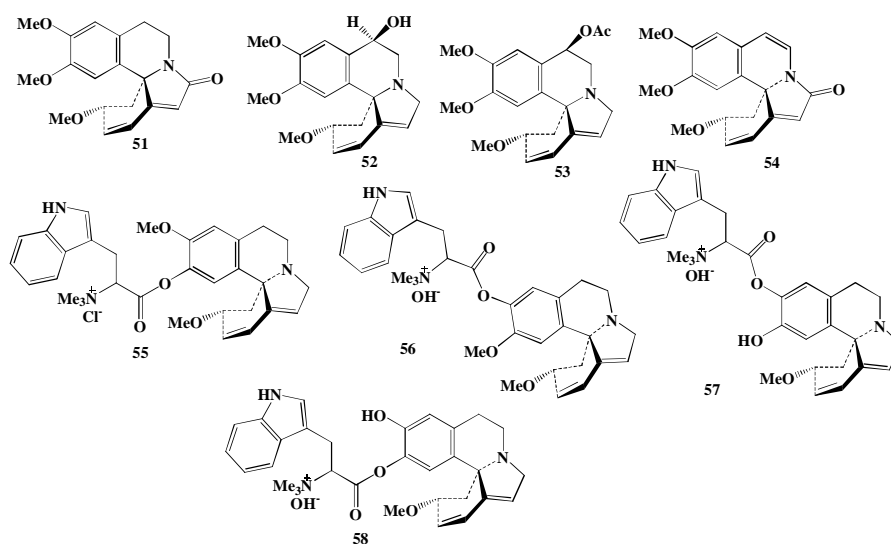


Figure 4. Chemical constituents from *Erythrina arborescens*.

Erythrina berteroa: The reported chemical compounds from this plants are (+)-11-Hydroxyerythratidine (**59**), (+)-Hydroxyerysosalvine (**60**), (+)-11-Hydroxyerysotine (**61**), (+)- α -

Erythroidine (**62**), (+)- β -Erythroidine (**63**), (+)-8-Oxo- α -erythroidine (**64**), and (+)-8-Oxo- β -erythroidine (**65**) (Figure 5) (Amer *et. al.*, 1991).

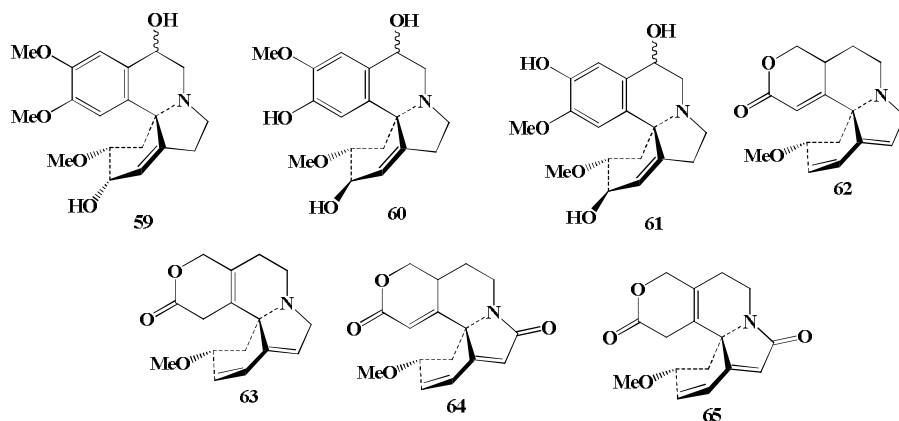


Figure 5. Phytoconstituents from *Erythrina berteroa*

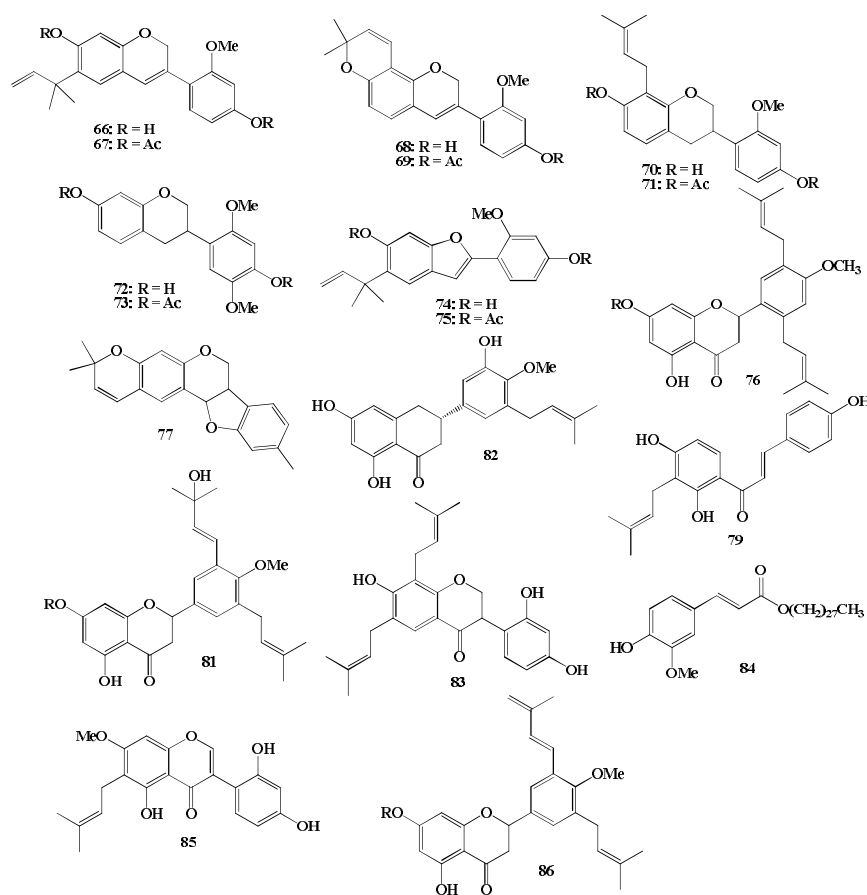


Figure 6. Secondary metabolites from *Erythrina burttii*

Erythrina burttii: The isolated bioactive moieties from this medicinal plants are Abyssinone V (35), Bruttinol-A (66), Burtinol-A diacetate (67), Bruttinol-B (68), Bruttinol-B acetate (69) Bruttinol-C (70), Bruttinol-C diacetate (71), Eryvarin-H (72), Eryvarin-H diacetate (73), Bruttinol-D (74), Bruttinol-D diacetate (75), Abyssinone-V-4'-methyl ether (76), Calopocarpin (77), Alpinumisoflavone (78), Erythrabissin-II (49), Isobavachalcone (79), Phaseollidin (47), Phaseollin (80), Burttinone (81), Neurautenol (40), 4'-O-Methylsigmoidin (82),

Bidwillon A (83), Erythrasinate (84), 7'-O-Methyllyutenone (85), Burttinonedehydrate (86), 8-Prenyllyutenone (87), 3-O-methylcalopocarpin (88), and Genistein (89) (Figure 6) (Yenesew *et. al.*, 2002, 1998, 2003, 2012; Hussain, 2018).

Erythrina caffra: Four secondary metabolites such as (+)-Erysotrine (90), (+)-Erysodine (91), (+)-8-Oxo-erysodine (92), and (+)-11-Methoxyerysopine (93) were reported from this plants (Figure 7) (Amer *et. al.*, 1991; Taria *et. al.*, 1994).

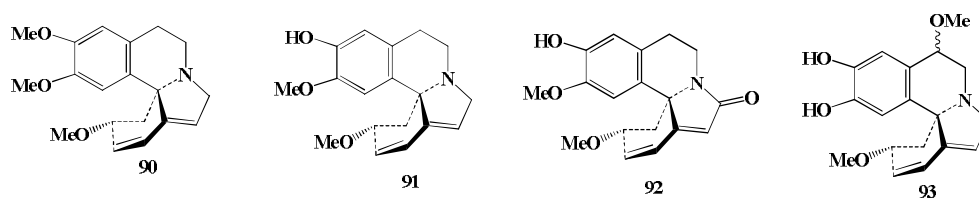


Figure 7. Molecules from *Erythrina caffra*.

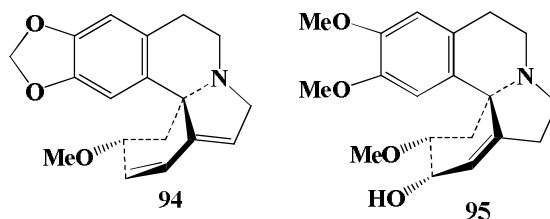


Figure 8. Compounds from *Erythrina coralloides*.

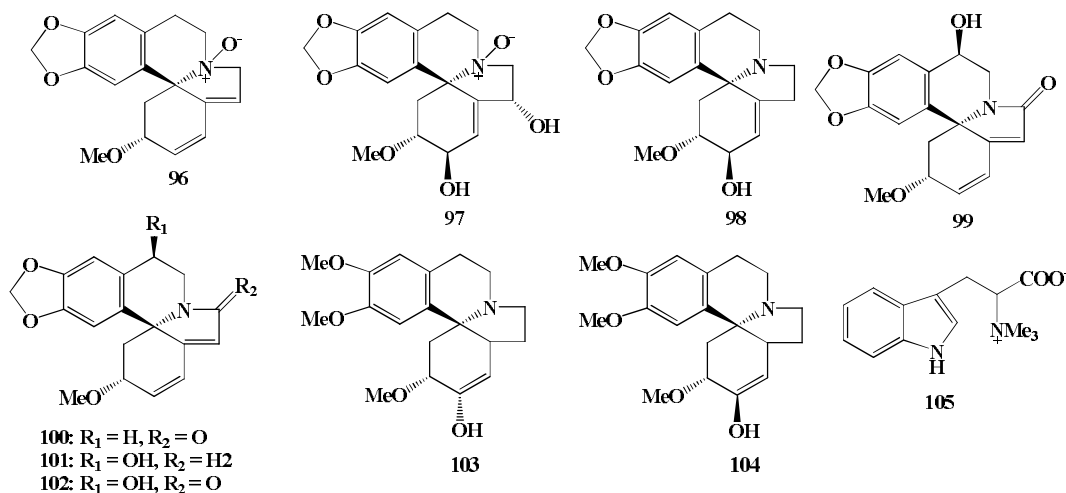
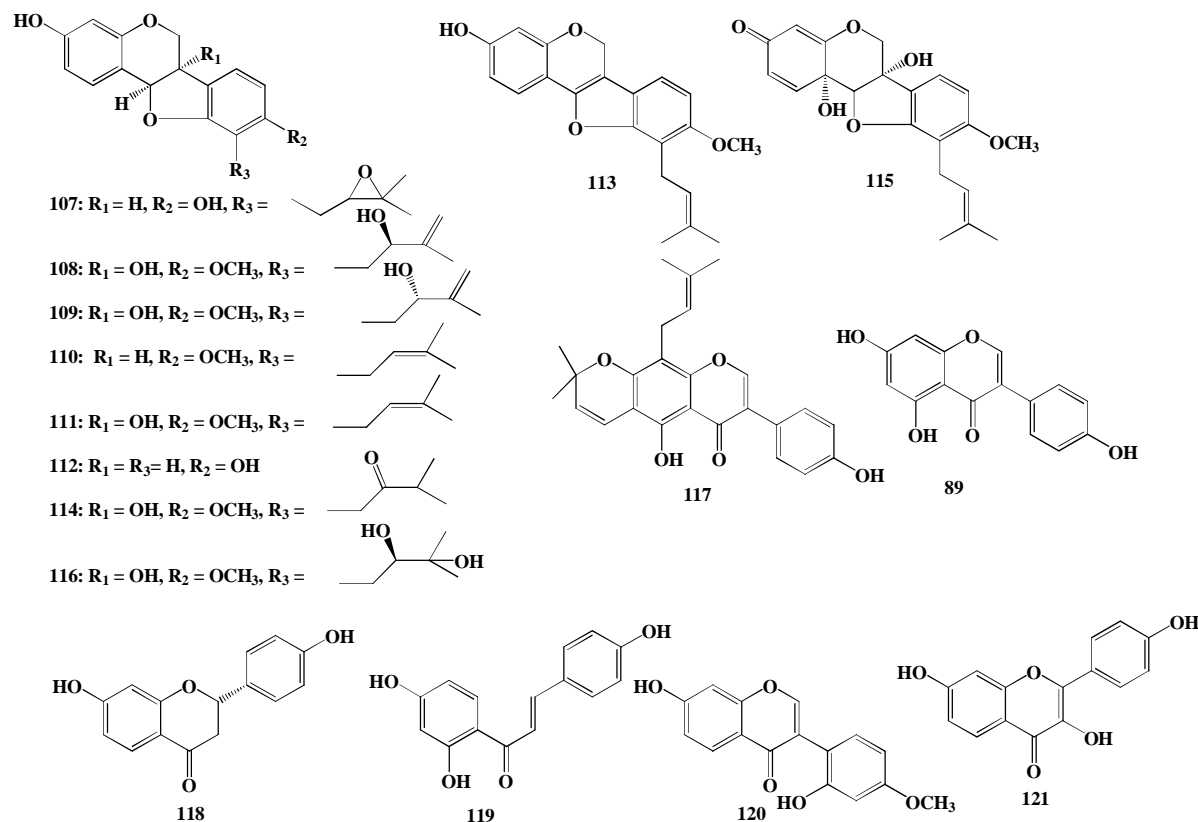


Figure 9. Constituents from *Erythrina crista-galli*

Figure 10. Chemical compounds from *Erythrina fusca*

Erythrina coralloides: The reported three isolated phytochemicals from this plant are (+)-Erythraline (**94**), (+)-Erysovine (**4**), and (+)-Erythratidine (**95**) (Figure 8) (Amer *et. al.*, 1991; Soto-Hernandez *et. al.*, 2012; Hussain, 2018; Taria *et. al.*, 1994).

Erythrina crista-galli: A group of chemical moieties having biological properties reported from this plants are Cristanines A (**96**), Cristanines B (**97**), Erythratine (**98**), Crystamidine (**99**), Erysovine (**5**), Erythraline (**3**), 8-Oxo-erythraline (**100**), Erythrinine (**101**), 8-Oxo-erythrinine (**102**), Erythratidine (**103**), Epi-erythratidine (**104**), Hypaphorine (**105**), and Lupeol (**106**) (Figure 9) (Amer *et. al.*, 1991; Taria *et. al.*, 1994; Miquel-Chavez *et. al.*, 2006).

Erythrina fusca: A set of isolated phytoconstituents from this plant are Erythraline (**3**), Epi-erythratidine (**104**), Fuscacarpans A (**107**), Fuscacarpans B (**108**), Fuscacarpans C (**109**), Sandwicensin (**110**), Erythribyssins A (**36**),

Erythrabissin I (**111**), Demethylmedicarpin (**112**), Eryvarin D (**113**), Erysovine (**114**), Hydroxycristacarpone (**115**), Orientanol A (**116**), Scandenone (**117**), Genistein (**89**), Liquiritigenin (**118**), Isoliquiritigenin (**119**), Vestinone (**120**), and 3,7,4'-Trihydroxyflavone (**121**) (Figure 10) (Amer *et. al.*, 1991; Ozawa *et. al.*, 2010; Innok *et. al.*, 2010).

Erythrina herbaceae: The isolated chemical compounds from this plant are Erybacin A (**122**), Erybacin B (**123**), 6-formyl-2,2-dimethyl-2H-chromene (**124**), Eryvarietyrene (**125**), Glyasperin F (**126**), Eryvarin H (**72**), Bidwillol A (**127**), Phaseollinisoflavan (**128**), Erythbidin A (**129**), Phaseollidinisoiflavan (**130**), Eryvarin L (**131**), and Glabrocumarone A (**132**) (Figure 11) (Tanaka *et. al.*, 2010, 2003, 2001).

Erythrina lysistemon: (+)-Erythristemine (**133**), (+)-11- β -Methoxyglucoerysovine (**134**), (+)-11-Hydroxyerysovine (**135**), (+)-11-Methoxyerysovine (**136**), (+)-Glucoerysodine (**137**), (+)-11- β -

Methoxyglucoerysodine (**138**), (+)-Rhamnoerysodine (**139**), (+)-11- α -Hydroxyerysodine (**140**), (+)-11- β -Hydroxyerysodine (**141**), (+)-11- β -Methoxyerysodine (**142**), and (+)-8-Oxo-11- β -methoxyerythraline (**143**) are reported from this plant (Figure 12) (Amer *et al.*, 1991).

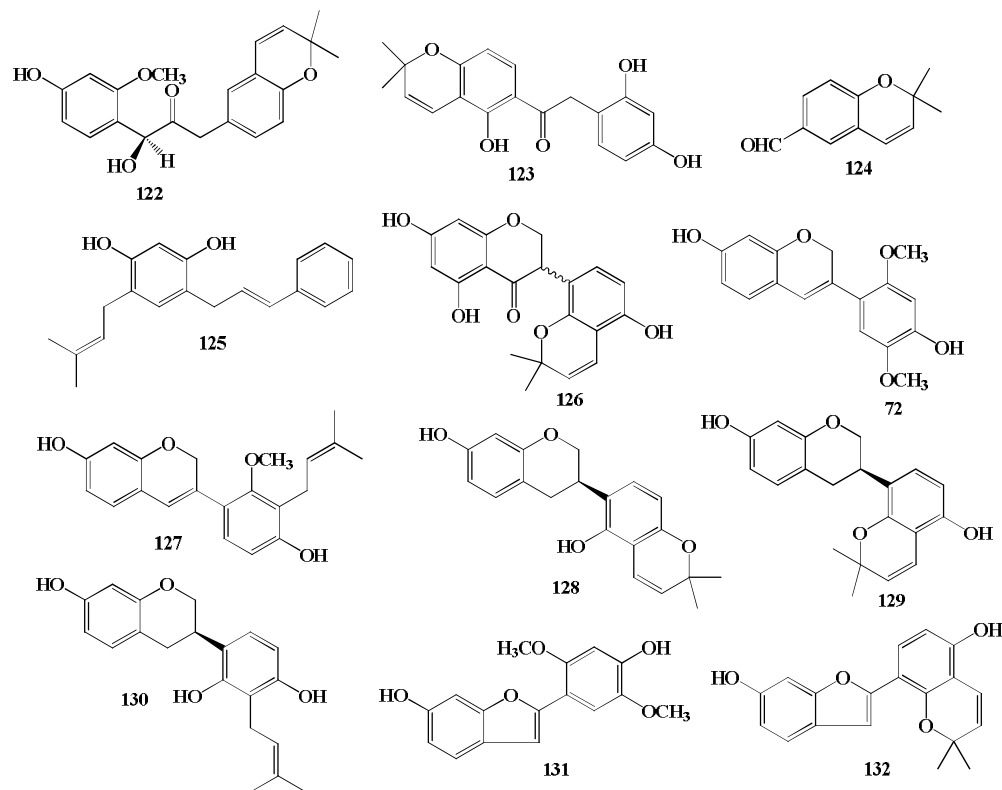


Figure 11. Phytochemicals from *Erythrina herbaceae*

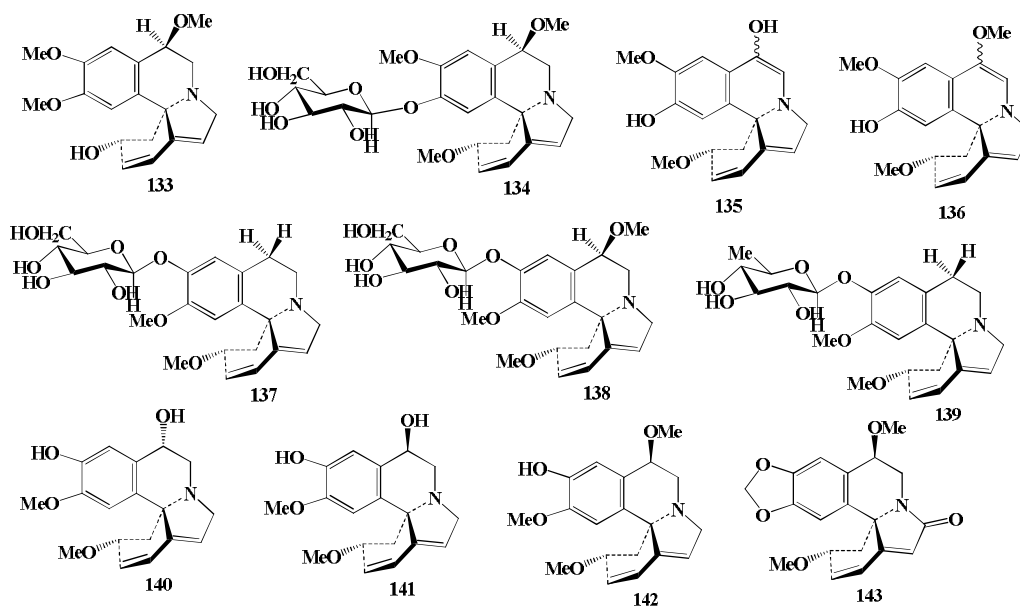


Figure 12. Phytoconstituents from *Erythrina lysistemon*

Erythrina mulungu: Seven reported molecules from this plant are Erysotrine (**90**), Erysovine (**5**), Hypaphorine (**105**), (+)-Erythravine (**144**), (+)-11- α -hydroxy-erythravine (**145**), (+)-Erysovine *N*-oxide (**146**), and (+)-Erythartine *N*-oxide (**147**) (Figure 13) (Amer *et. al.*, 1991; Yenesew *et. al.*, 1998; Sarragiotto *et. al.*, 1981).

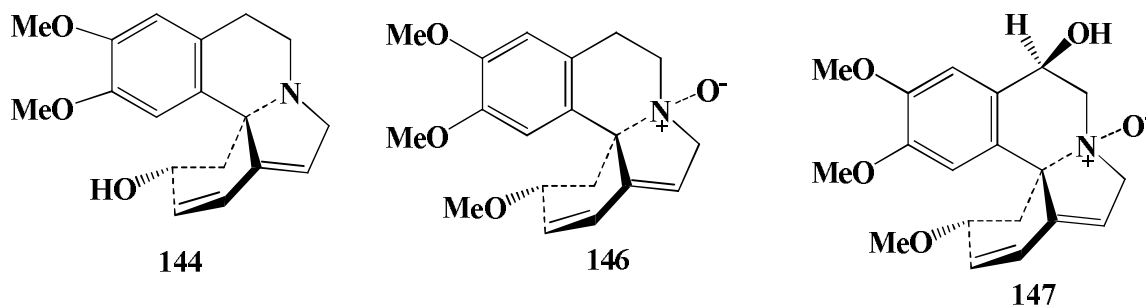


Figure 13. Chemical compounds from *Erythrina mulungu*.

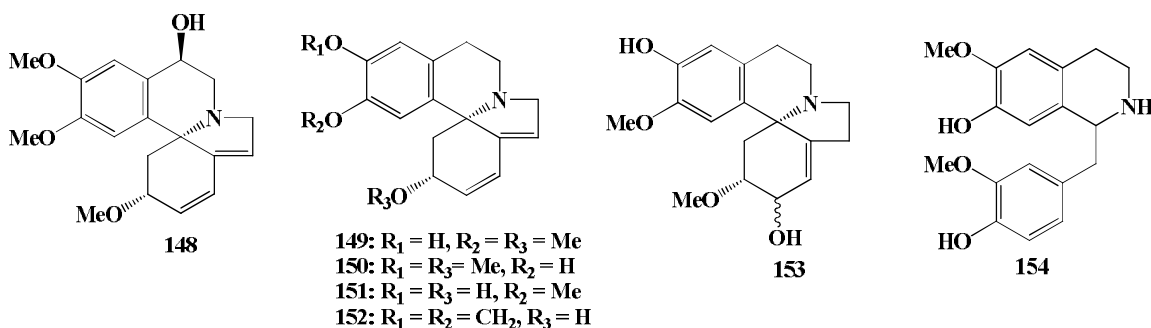


Figure 14. Chemical compounds from *Erythrina speciosa*.

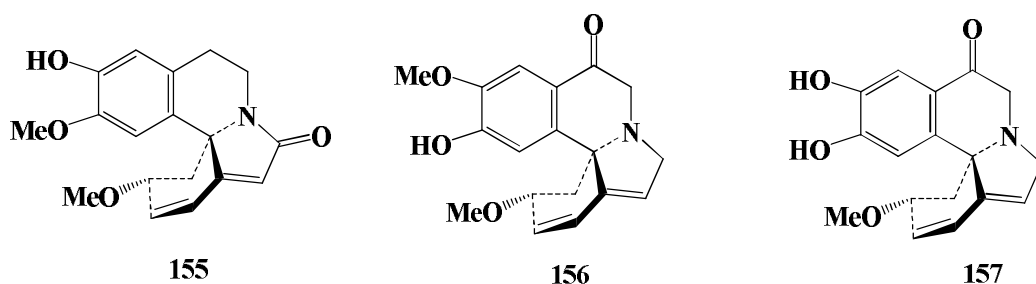


Figure 15. Chemical compounds from *Erythrina tahitensis*.

Erythrina speciosa: The elucidated chemical compounds from this plant are Erysotrine (**90**), Erythartine (**148**), Erysovine (**149**), Erysovine (**150**), Erythsonine (**151**), E-erythrocarina (**152**), E-erythrotin (**153**), and Nororientaline (**154**) (Figure 14) (Faria *et. al.*, 2007).

Erythrina tahitensis: (+)-8-Oxoerysodine (**155**), (+)-11-Oxo-Erysovine (**156**), and (+)-11-Oxo-erysopine (**157**) were isolated as bioactive compounds from this plant (Amer *et. al.*, 1991).

Biological properties: Medicinal plants are the pioneer source of biologically active constituents (Hussain 2019a 2019b, 2018; Hussain *et. al.*, 2010, 2011, 2008, 2016b; Billah *et. al.*, 2013; Ismail *et. al.*, 2010). As an indigenous medicine, many species of *Erythrina* have been used as eyewashes, wounds,

pain relief of arthritis, and relaxants agents (Garin-Aguilar *et. al.*, 2000). The pharmacological properties of the derived molecules from the medicinal plants studied in this review are summarized in Table 1.

Table 1. Biological properties of the elucidated derivatives from the medicinal plants.

Phytoconstituents	Biological properties	References
(+)-Erythraline and Erythrinine	Radio-labeled activity	Maier <i>et. al.</i> , 1999
Abyssinone V	Antimicrobial (<i>Plasmodium falciparum</i>)	Kabenei <i>et. al.</i> , 2011
Abyssinone A, Abyssinone B, Abyssinone C, and Abyssinone D	Cytotoxic and PTP1B inhibition	Cui <i>et. al.</i> , 2008; Nguyen <i>et. al.</i> , 2009
Bruttinol-A, Bruttinol-B, and Bruttinol-D	Anti-plasmodial and radical scavenging	Yenesew <i>et. al.</i> , 2012
Erythraline, Erythrinine, and Hypaphorine	LPS induced NO production and cell viability in RAW264.7 macrophase	Ozawa <i>et. al.</i> , 2010
Fuscacarpans-A, Fuscacarpans-B, and Fuscacarpans-C	Antibacterial, antiplasmodial, and cytotoxic	Innok <i>et. al.</i> , 2010
Erybacin A and Erybacin B	Antibacterial (<i>Staphylococcus aureus</i>) and bactericidal (MRSA)	Tanaka <i>et. al.</i> , 2010
Abyssinone-V-4'-methyl ether and Alpinumisoflavone	Estrogenic	Nde <i>et. al.</i> , 2012
Genistein	Antimicrobial	Redko <i>et. al.</i> , 2007
(+)-Erythravine, (+)-11- α -hydroxy-erythravine	Anticonvulsant and anxiolytic	Rosa <i>et. al.</i> , 2012
β -erythroidine	Radio-labeled activity regarding ^{14}C -tyrosine	Mantle <i>et. al.</i> , 1984
Erysotramidine and Erysotrine N-oxide	Anti-oxidant	Tanaka <i>et. al.</i> , 2008
Erysodine	DPPH radical scavenging	Juma <i>et. al.</i> , 2004
Lupeol	Antiplasmodial	Chukwujekwa <i>et. al.</i> , 2016

Conclusion

A total thirteen species of *Erythrina* have been studied. Structurally distinctive including numerous diversified molecules have been reported from this genus. Our study explored that *Erythrina* genus can be an outstanding source of phytochemicals as well as medicinal agents.

References

- Hussain, M.M., Tuhin, M.T.H., Akter, F. and Rshid, M.A. 2016a. Constituents of *Erythrina*-a potential source of secondary metabolites: A review. *Bangladesh Pharm. J.* **19**, 237-253.
- Kumar, A., Lingadurai, S., Jain, A. and Barman, N.R. 2010. *Erythrina variegata* Linn: A review on morphology, phytochemistry, and pharmacological aspects. *Pharmacogn. Rev.* **4**, 147-152.
- Amer, M.E., Shamma, M., and Freyer, A.J. 1991. The tetracyclic *Erythrina* alkaloids. *J. Nat. Prod.* **54**, 329-363.
- Barton, D.H.R., Boar, R.B. and Widdowson, D.A. 1970. Phenol oxidation and biosynthesis. Part XXI. The biosynthesis of the *Erythrina* alkaloids. *J. Chem. Soc. Perkin Trans.* **9**, 1213-1218.
- Barton, D.H.R., Potter, C.J. and Widdowson, D.A. 1974. Phenol oxidation and biosynthesis Part XXIII. On the benzyltetrahydroisoquinoline origins of the *Erythrina* Alkaloids. *J. Chem. Soc. Perkin Trans* 1346.
- Carmack, M., Mackusick, B.C. and Prelog, V. 1951. *Erythrina*-alkaloide, 2. Mitt Über das Apo- erysodin und das Apo-erythralin. *Helv. Chim. Acta*, **34**, 1601-1611.
- Folkers, K. and Koniuszy, F. 1939. *Erythrina* alkaloids, III. Isolation and characterization of a new alkaloid, Erythramine. *J. Am. Chem. Soc.* **61**, 1232-1235.

- Folkers, K. and Koniuszy, F. 1940a. *Erythrina* alkaloids. VII. Isolation and characterization of the new alkaloids, Erythraline and Erythratine. *J. Am. Chem. Soc.* **62**, 436-441.
- Folkers, K. and Koniuszy, F. 1940b. *Erythrina* alkaloids VIII. Studies on the constitution of Erythramine and Erythraline. *J. Am. Chem. Soc.* **62**, 1673-1677.
- Folkers, K. and Koniuszy, F. 1940c. *Erythrina* alkaloids. IX. Isolation and characterization Erysodine, Erysopine, Erysocine and Erysovine. *J. Am. Chem. Soc.* **62**, 1677-1683.
- Folkers, K. and Major, R.T. 1937. Isolation of Erythroidine, an alkaloid of curare action from *Erythrina americana* Mill. *J. Am. Chem. Soc.* **59**, 1580-1581.
- Garin-Aguilar, M.E., Ramirez-Luna, J.E., Soto-Hernandez, M., Valencia, D.T.G. and Martinez-Vazquez, M. 2000. Effect of crude extracts of *Erythrina americana* Mill. On aggressive behavior in rats. *J. Ethnopharmacol.* **69**, 189-196.
- Maier, U.H. and Zenk, M.H. 1997. (S)-Norrreticuline is the precursor for the biosynthesis of *Erythrina* alkaloids. *Chem. Commun.* 2313-2314.
- Maier, U.H., Rodl, W., Deus-Newmann, B. and Zenk, M.H. 1999. Biosynthesis of *Erythrina* alkaloids in *Erythrina crista-galli*. *Phytochemistry*, **52**, 373-382.
- Soto-Hernandez, M.R. Garcia-Mateos, R., Migual-Chavez, R.S. and Ramos-Valdivia, C. 2012. *Erythrina*, a potential source of chemicals from the neotropics. *Bioactive Compounds Phytomed.* 163-184.
- Cui, L., Thuong, Fomum, P.T. and Oh, W.K. 2009. A new erythrinan alkaloid from the seed of *Erythrina addisoniae*. *Arch. Pharm. Res.* **32**, 325-328.
- Cui, L., Thuong, P.T., Lee, H.S., Njamen, D., Mbafor, J.T., Fomum, Z.T., Lee, J., Y. Kim, Y.H. and Oh, W.K. 2008. Four new chalcones from *Erythrina abyssinica*. *Planta Medica*, **74**, 422-426.
- Kabenei, J.S., Ndalut, P.K. and Sabah, A.O. 2011. Synergism of artemisinin with abyssinone-V from *Erythrina abyssinica* (Lam. ex) against *Plasmodium falciparum* parasites: A potential anti-malarial combination therapy. *J. Med. Plant. Res.* **5**, 1355-1360.
- Nguyen, P.H., Le, T.V.T., Thuong, P.T., Dao, D.T., Ndinteh, D.T., Mbafor, J.T., Kang, K.W. and Oh, W.K. 2009. Cytotoxic and PTP1B inhibitory activities from *Erythrina abyssinica*. *Bioorg. Med. Chem.* **19**, 6745-6749.
- Yenesew, A., Midiwo, J.O., Guchu, S.M., Heydenreich, M. and Peter, M.G. 2002. Three isoflav-3-enes and a 2-arylbenzofuran from the root bark of *Erythrina burtii*. *Phytochemistry*, **59**, 337-341.
- Yenesew, A., Midiwo, J.O., Miessner, M., Heydenreich, M. and Peter, M.G. 1998. Two prenylated flavanones from stem bark of *Erythrina burtii*. *Phytochemistry*, **48**, 1439-1443.
- Yenesew, A., Irungu, B., Derese, S., Midiwo, J.O., Heydenreich, M. and Peter, M.G. 2003. Two prenylated flavonoids from the stem bark of *Erythrina burtii*. *Phytochemistry*, **63**, 445-448.
- Yenesew, A., Akala, H.M., Twinomuhwezi, H., Chepkirui, C., Irungu, B.N., Eyase, F.L., Mugisha, M.K., Kiremire, B.T., Johnson, J.D. and Waters, N.C. 2012. The antiplasmodial and radical scavenging activities of flavonoids of *Erythrina burtii*. *Acta Tropica*, **123**, 123-127.
- Taira, Z., Takei, M., Endo, K., Hahimoto, T., Sakiya, Y. and Asakawa, Y. 1994. Marchantin A trimethyl Ether: Its molecular structure and Tubocurarine-like skeletal muscle relaxation activity. *Chem. Pharm. Bull.* **42**, 52-56.
- Miguel-Chavez, R.S., Soto-Hernandez, M., Terrazas, T. and Kite, G. 2006. Morphology and alkaloidal profile of the seedlings of *Erythrina americana* Mill and *E. coralloides* A.DC. *Feddes Repertorium*, **117**, 232-239.
- Ozawa, M., Kawamata, S., Etoh, T., Hayashi, M., Komiyama, K., Kishida, A., Kuroda, C. and Ohsaki, A. 2010. Structures of new Erythrinan alkaloids and nitric oxide production inhibitors from *Erythrina crista-galli*. *Chem. Pharm. Bull.* **58**, 1119-1122.
- Innok, P., Rukachaisirikul, T., Phongpaichit, S. and Suksamrarn, A. 2010. Fuscacarpans A-C, new pterocarpanes from the stems of *Erythrina fusca*. *Fitoterapia*, **81**, 518-523.
- Tanaka, H., Sudo, M., Kawamura, T., Sato, M., Yamaguchi, R., Fukai, T., Sakai, E. and Tanaka, N. 2010. Antibacterial Constituents from the Roots of *Erythrina herbacea* against Methicillin-resistant *Staphylococcus aureus*. *Plannta Med.* **76**, 916-919.
- Tanaka, H., Etoh, H., Shimizu, H., Uchi, T.O., Terada, Y. and Tateishi, Y. 2001. Erythrinan alkaloids and isoflavonoids from *Erythrina poeppigiana*. *Planta Med.* **67**, 871-873.
- Tanaka, H., Uchi, T.O., Etoh, H., Sako, M., Sudo, M., Sato, M., Fukai, T. and Tateishi, Y. 2003. Erythrinan alkaloids and isoflavonoids from *Erythrina poeppigiana*. *Planta Med.* **67**, 871-873.

- Sarragiotto, M.H., Filho, H.L. and Marsaioli, A.J. 1981. Erysoitrine-N-oxide and erythartine-N-oxide, two novel alkaloids from *Erythrina mulungu*. *Canadian J. Chem.* **59**, 2771-2775.
- Faria, T.D.J., Cafeu, M.C., Akiyoshi, G., Ferreira, D.T., Galao, O.F., Andrei, C.C., Filho, P., Paiva, M.R.C., Barbosa, A.D.M. and Filho, R.B. 2007. Alkaloids from flowers and leaves of *Erythrina speciosa* Andrews. *Quimica Nova*, **30**, 525-527.
- Hussain, M.M. 2019a. A comprehensive review on the phytoconstituents from six species of the genus *Amaranthus*. *Bangladesh Pharm. J.* **22**, 117-124.
- Hussain, M.M. 2019b. A mini review on the chemical compounds of the genus *Acacia*. *Bangladesh Pharm. J.* **22**, 235-242.
- Hussain, M.M. 2018. A short review on phytoconstituents from the genera *Albizzia* and *Erythrina*. *Bangladesh Pharm. J.* **21**, 160-172.
- Hussain, M.M., Dastagir, M.G., Billah, A.H.M.M. and Ismail, M. 2011. Alpinum isoflavone from *Erythrina stricta* Roxb. *Bol. Latinoam. Y del Caribe de Plantas Medicinales Y Aromat.* **10**, 88-90.
- Hussain, M.M., Rahman, M.S., Jabbar, A. and Rashid, M.A. 2008. Phytochemical and Biological Investigation of *Albizzia lebbek* Benth. *Bol. Latinoam. Y del Caribe de Plantas Medicinales Y Aromat.* **7**, 273-278.
- Hussain, M.M., Tahia, F. and Rashid, M.A. 2016b. Secondary metabolites from some species of *Albizzia*: A review. *Bangladesh Pharm. J.* **19**, 1-8.
- Billah, A.H.M.M., Hussain, M.M., Dastagir, M.G., Ismail, M. and Quader, A. 2013. α -Spinasterol from *Amaranthus spinosus* stem. *Bol. Latinoam. Bol. Latinoam. Y del Caribe de Plantas Medicinales Y Aromat.* **12**, 15-17.
- Ismail, M., Hussain, M.M., Dastagir, M.G., Billah, M. and Quader, A. 2010. Phytochemical and antimicrobial investigation of *Luffa cylindrica*. *Bol. Latinoam. Y del Caribe de Plantas Medicinales Y Aromat.* **9**, 327-332.
- Hussain, M.M., Mughal, M.M.R., Alam, M.M., Dastagir, M.G., Billah, A.H.M.M. and Ismail, M. 2010. Antimicrobial activity of n-hexane and Ethyl acetate extracts of *Erythrina stricta* Roxb. *Bangladesh J. Microbiol.* **27**, 65-66.
- Nde, C.B.M., Njamen, D., Fomum, S.T., Wandji, J., Simpson, E., Clyne, C. and Vollmer, G. 2012. *In vitro* estrogenic activity of two major compounds from the stem bark of *Erythrina lysistemon* (Fabaceae). *European J. Pharmacol.* **674**, 87-94.
- Redko, F., Clavin, M.L., Weber, D., Ranea, F., Anke, T. and Martino, V. 2007. Antimicrobial isoflavonoids from *Erythrina crista-gallii* infected with phomosis SP. *Z. Naturforsch C*, **62**, 164-168.
- Rosa, D.S., Faggion, S.A., Gavin, A.S., Souza, M.A.D., Fachim, H.A., Santos, W.F.D., Pereira, A.M.S., Cunha, A.O.S. and Belebony, R.O. 2012. Erysothrine, an alkaloid extracted from flowers of *Erythrina mulungu* Mart. ex Benth: Evaluating its anticonvulsant and anxiolytic potential. *Epilepsy Behavior*, **23**, 205-212.
- Mantle, P.G. and Coleman, M.J. 1984. Biosynthesis of radiolabelled alkaloids from ^{14}C -tyrosine in *Erythrina crista-gallii*. *Phytochemistry*, **23**, 1617-1618.
- Tanaka, H., Hattori, H., Tanaka, T., Sakai, E., Tanaka, N., Kulkarni, A. and Etoh, H. 2008. A new *Erythrina* alkaloid from *Erythrina herbacea*. *J. Nat. Med.* **62**, 228-231.
- Juma, B.F. and Majinda, R.R.T. 2004. Erythraline alkaloids from the flowers and pods of *Erythrina lysistemon* and their DPPH radical scavenging properties. *Phytochemistry*, **65**, 1397-1404.
- Chukwujekwu, J.C., Kock, C.A.D., Smith, P.J., Heerden, F.R.V. and Staden, J.V. 2016. Antiplasmodial, acetylcholinesterase and alpha-glucosidase inhibitory and cytotoxicity properties of *Buddleja saligna*. *South African J. Bot.* **106**, 101-103.