

# Sensitivity of Annual Weeds against Sulfentrazone 48 SC herbicide in Rice Cultivation

M K A Bhuiyan<sup>1\*</sup>, M M Mahub<sup>1</sup>, Z I Baki<sup>1</sup> and L Nahar<sup>1</sup>

## ABSTRACT

Herbicides are used successfully for weed control in rice fields for rapid effect, easier to application and low cost involvement in comparison to the traditional methods of hand weeding. Sulfentrazone is a new pre-planting herbicide in Bangladesh. Field trials were conducted at Bangladesh Rice Research Institute (BRRI), Gazipur during Aman 2014 and Boro 2014-15 to evaluate the efficacy of Sulfentrazone 48 SC @ 150, 200 and 250 ml ha<sup>-1</sup>, pretilachlor 500 EC @ 1000 ml ha<sup>-1</sup>, weed free and unweeded control. Visual assessment indicated that this herbicide possesses high selectivity and not toxic to rice plants. The results revealed that the major weed flora associated with the transplanted rice was mainly comprised of two grasses, two sedges and four broadleaves in Aman 2014 and two grasses, two sedge and two broadleaves in Boro 2014-15. The most dominant weeds were *Cyperus difformis*, *Echinochloa crus-galli*, *Scirpus maritimus* and *Monochoria vaginalis* in both the growing seasons. Application of Sulfentrazone 48 SC @ 200 ml ha<sup>-1</sup> was most effective to suppress weed density and dry masses in both the seasons resulting increased grain yield more than 50% as compared to unweeded control. Therefore, Sulfentrazone 48 SC @ 200 ml ha<sup>-1</sup> should apply two or three days before planting for effectively control weeds in rice.

**Key words:** Sulfentrazone, transplanted rice, weed density, weed control efficiency

## INTRODUCTION

Among the cereals, rice (*Oryza sativa* L.) is the most important and extensively grown in tropical and subtropical regions of the world, and staple food for more than 60 per cent of the world population. The average yield of rice in Bangladesh is 4.5 t ha<sup>-1</sup> (BRRI, 2016). Rice production needs to be increased by 50% or more above the current production level to meet the rising food demand (Sunyob *et al.*, 2015). Weed infestation and interference is a serious problem in rice fields that significantly decreases yield of rice. In Bangladesh weed infestation reduces rice grain yield by 70-80% in Aus, 30-40% in transplanted Aman and 22-36% in modern Boro rice cultivars (BRRI, 2006; Mamun, 1990). Losses due to infestation of weeds are greater than the combined losses caused by insect, pest and diseases in rice (Willocoquet *et al.*, 1998 and Bari, 2010). Weeds not only cause huge reductions in rice yields

but also increase cost of cultivation, reduce input efficiency, interfere with agricultural operations, impair quality, act as alternate hosts for several insect pests, diseases. They affect aesthetic look of the ecosystem as well as native biodiversity, human and cattle health. Weed competes for nutrient, space, sunlight and consume the available moisture with crop plant resulting in crop yield reduction (Sunyob *et al.*, 2015). Weed infestation in rice cultivation is a major constraint and expensive as well. Since hand weeding including all other weed controlling methods still are not easy so that uses of chemicals are the obvious and cost efficient (Jayadeva, 2010). Now-a-days chemical control of weed has become popular in Bangladesh due to scarcity of labour during peak growing season, and lower cost involvement. In Bangladesh, the annual consumption of herbicides grew over 3,420 metric tons in 2014 (BCPA, 2016) compared to only 108 metric tons during 1986-87 (BBS, 1991), and the growth is almost

<sup>1</sup>Agronomy Division, Bangladesh Rice Research Institute, Gazipur, Bangladesh. \*Corresponding authors E-mail: bhuiyanbrri@gmail.com

exponential. The traditional methods of weed control practices in Bangladesh are preparatory land tillage, hand weeding by hoe and hand pulling. Mechanical and cultural weed control in transplanted rice is an expensive method. Especially at the peak period of labour crisis sometimes weeding becomes late resulting drastic yield loss. Abundant use of pre and post emergence herbicides such as butachlor, pretilachlor, oxadiazon, pyrazosulfuron ethyl, ethoxysulfuron alone or supplemented with one hand weeding found effective for weed management in transplanted rice (Bhuiyan, 2016). Sulfentrazone has been recently released for pre planting weed control in rice field in Bangladesh. It belongs to Triazolinones chemical group. Mode of action is the destruction of cell membranes by inhibiting the enzyme Protophyllase and consequently the destruction of cell membranes. The chemical formula of sulfentrazone is 4'-dichloro-5'-(4-difluoromethyl-4,5-dihydro-3-methyl-5-oxo-1H-1,2,4-triazol-1-yl) methane sulfonamide; N-[2,4-dichloro-5-[4-(difluoromethyl)-4,5-dihydro-3-methyl-5-oxo-1H-1,2,4-triazol-1-yl] phenyl] methane sulfonamide. It is a selective herbicide, absorbed mainly by the shoots of germinating plants. It can effectively control most important perennial and annual species of Broadleaf weeds, grasses and sedges in transplanted rice. Furthermore this type of herbicide is almost new adding up in Bangladesh for control of weeds before planting. Therefore, to provide a wider choice of effective herbicide for farmers there is a crucial need to develop environmental friendly molecules of newer chemistries with different mode of action. Considering the situation, the present study was undertaken to evaluate the efficacy of sulfentrazone for annual weed suppression and to find out an appropriate dose and its impacts on transplanted rice.

## MATERIALS AND METHODS

The experiment was conducted at Bangladesh Rice Research Institute, Gazipur, situated at

23°59'33" N and 90°24'19" E at an elevation of 8.4 m from the mean sea level, and is characterized by sub-tropical climate during Aman 2014 and Boro 2014-2015 seasons to evaluate the efficacy of sulfentrazone for weed suppression and to find out an appropriate dose of this herbicide and its impacts on transplanted rice. The commercial name of sulfentrazone is Authority 48 SC. The soil of the experimental field was non-calcareous dark grey flood plain (FAO, 2004) with pH around 6.2 and low in organic matter (1.2%). The experiment was carried out with six treatments. Table 1 presents details of experimental treatments and table 2 presents details of herbicides. All treatments were laid out in a randomized complete block design with three replications. Twenty-five-day-old seedlings of BRRI dhan49 for T. Aman 2014 and 35-day-old seedlings of BRRI dhan28 for Boro 2014-2015 were transplanted. Two/three seedlings per hill were transplanted maintaining 20 × 20 cm spacing. The field was fertilized following BRRI recommendation (T. Aman: N:P:K:S= 69:10:41:11 kg ha<sup>-1</sup> and Boro; N:P:K:S= 120:19:60:24 kg ha<sup>-1</sup>) (BRRI, 2013). Herbicides were sprayed three days before transplanting with the help of a knapsack sprayer. In weed free treatment, the plots were kept weed free up to 45 DAT by hand weeding and check herbicide was Pretilachlor (commercial name is Rifit 500 EC). Authority 48 SC (Sulfentrazone) herbicide is new in Bangladesh and its phytotoxicity needs to be evaluated on rice crop. The phytotoxicity of the herbicide on rice plants was determined by visual observations (yellowing leaves, burring leaf tips, stunting growth etc). The degree of toxicity on rice plant was measured by the following scale used by IRRI (1965):

Rating	Symptom
1	No toxicity
2	Slightly toxicity
3	Moderate toxicity
4	Severe toxicity
5	Toxic (plant killed)

**Table 1. Weed management treatments of the experimental plots.**

Label	Treatment	Rate of application	Application time of herbicide / Operation of hand weeding
T <sub>1</sub>	Authority 48 SC (Sulfentrazone) + 1 HW on 45 DAT	150 ml ha <sup>-1</sup>	3 days before transplanting
T <sub>2</sub>	Authority 48 SC (Sulfentrazone) + 1 HW on 45 DAT	200 ml ha <sup>-1</sup>	3 days before transplanting
T <sub>3</sub>	Authority 48 SC (Sulfentrazone) + 1 HW on 45 DAT	250 ml ha <sup>-1</sup>	3 days before transplanting
T <sub>4</sub>	Rifit 500 EC (Pretilachlor)	1000 ml ha <sup>-1</sup>	3 days after transplanting
T <sub>5</sub>	Weed free by three hand weeding	-	15, 30 and 45 days after transplanting
T <sub>6</sub>	Unweeded (Control)	-	No weeding

DAT= Days after transplanting.

**Table 2. Details of herbicide.**

Trade name	Active ingredients (a. i.) rate	Name of active ingredient	Chemical name	Chemical family
Authority 48 SC	75 ml ai ha <sup>-1</sup>	Sulfentrazone	2', 4'-dichloro-5'-(4-difluoromethyl-4, 5-dihydro-3-methyl-5-oxo-1H-1, 2, 4-triazol-1-yl) methane sulfonamide	Triazolinones
Authority 48 SC	96 ml ai ha <sup>-1</sup>	Sulfentrazone	do	do
Authority 48 SC	120 ml ai ha <sup>-1</sup>	Sulfentrazone	do	do
Rifit 500 EC	500 ml ai ha <sup>-1</sup>	Pretilachlor	2-chloro-2',6'-diethyl-N-(2-propoxyethyl) acetanilide	Chloroacetamide

The rating of toxicity was done within 15 days after application of herbicides. It was observed four times- at 6, 9, 12 and 15 days after application and the mean rate was calculated from 10 sample plants of a unit plot.

Data on weed density and dry weight were taken from each plot on 40 DAT. The weeds were identified species-wise. Dry weights of weeds

were taken by drying them in electric oven at 60°C for 72 hours followed by weighing by digital balance. Relative weed density (RWD), relative weed biomass (RWB) and weed control efficiency (WCE) of different weed control treatments were calculated with the following formulas (Tabib *et al.*, 2013 and 2014):

$$\text{RWD (\%)} = \frac{\text{Density of individual weed species in the community}}{\text{Total density of all weed species in the community}} \times 100$$

$$\text{RWD (\%)} = \frac{\text{RWD (\%)} + \text{RWB (\%)}}{2} \times 100$$

$$\text{WCE (\%)} = \frac{\text{Dry weight of weed in weedy check plots} - \text{Dry weight of weeds in treated plots}}{\text{Dry weight of weeds in weedy check plots}}$$

Data on panicle m<sup>-2</sup>, grains panicle<sup>-1</sup>, 1000 grain weight (TGW), sterility (%) and grain yield were collected according to the standard protocol. Analysis of Variance of the measured parameters were analyzed and graphical presentation were done by using STAR 2.0.1 software.

## RESULTS AND DISCUSSION

### Phytotoxicity of herbicides on rice plant

Table 3 presents the degree of toxicity of the herbicide to rice plants and the symptoms produced on plant are. It is observed that Authority 48 SC @ 150 ml ha<sup>-1</sup> showed no toxicity and Authority 48 SC @ 200 ml ha<sup>-1</sup> showed very slight yellowing of leaves while Authority 48 SC @ 250 ml ha<sup>-1</sup> showed moderate yellowing of leaves. Phytotoxicity symptoms observed not more prominent for using this herbicide. Phytotoxicity of rice plant by combined herbicide resulted less which is similar to the findings of Bhuiyan *et al.*, 2010.

### Weed infestation during T. Aman season 2014

The rice field was infested with different types of weeds. The relative density of these weed species was also dissimilar (Table 4). Eight different weeds species were observed in unweeded (control) plot where most dominating weeds were sedges and broadleaves. Among the infestation of different categories of weeds, two were grasses, two sedges and four broadleaves. The weed species were belonged to the families of Poaceae, Cyperaceae, Pontederiaceae, Marsileaceae, Sphenocleaceae and Asteraceae. The broadleaf weeds were: *Monochoria vaginalis*, *Marsilea minuta*, *Sphenoclea zeylanica* and *Eclipta alba*; grasses were: *Echinochloa crus-galli*, *Cynodon dactylon*; and sedges were *Cyperus difformis* and *Scirpus maritimus*. Among the weed species maximum relative weed density (RWD) was observed for *Cyperus difformis* (31.24%) followed by *Echinochloa crus-galli* (30.40%). However, highest relative weed biomass (RWB) was observed for *Echinochloa*

**Table 3. Rating of herbicide toxicity on rice plant under different treatments.**

Treatment	Rating		Symptom
	Boro 2014-15	T. Aman 2015	
Authority 48 SC @ 150 ml ha <sup>-1</sup> (72 ml a.i. ha <sup>-1</sup> )	1.10	1.10	No toxicity
Authority 48 SC @ 200 ml ha <sup>-1</sup> (96 ml a.i. ha <sup>-1</sup> )	1.20	1.17	Sometimes slight yellowing of leaves
Authority 48 SC @ 250 ml ha <sup>-1</sup> (120 ml a.i. ha <sup>-1</sup> )	2.10	2.10	Slight yellowing of leaves which required 5-7 days to recover
Rifit 500 EC @ 1000 ml ha <sup>-1</sup> (500 ml a.i. ha <sup>-1</sup> )	1.10	1.15	No toxicity

**Table 4. Weed composition, relative weed density (RWD) and relative weed biomass (RWB) in the untreated control plots in Aman 2014 at BRRI, Gazipur.**

Weed species	Family	Class	RWD (%)	RWB (%)
<i>Cynodon dactylon</i>	Poaceae	Grass	7.65	9.63
<i>Echinochloa crus-galli</i>	Poaceae	Grass	30.40	32.75
<i>Cyperus difformis</i>	Cyperaceae	Sedge	31.24	32.45
<i>Scirpus maritimus</i>	Cyperaceae	Sedge	24.76	23.92
<i>Monochoria vaginalis</i>	Pontederiaceae	Broadleaf	22.28	27.29
<i>Marsilea minuta</i>	Marsileaceae	Broadleaf	11.47	12.64
<i>Sphenoclea zeylanica</i>	Sphenocleaceae	Broadleaf	3.81	2.58
<i>Eclipta alba</i>	Asteraceae	Broadleaf	2.84	3.45

*crus-galli* (32.75%) followed by *Cyperus difformis* (32.45%). Among the weeds, *Eclipta alba* was minor weed with 2.84% RWD and 3.45% RWB. It was observed that broadleaf weeds were less dominating species. Bhuiyan (2016) explained that efficacy and weed infestation of rice plant depends on different types of herbicides used.

### Weed infestation during Boro season 2014-15

The number of infesting weed species was slightly different in Boro season than in T. Aman season. These weed flora were ecologically categorized into two broadleaves, two sedges and two grasses (Table 5). The major weed was *Cyperus difformis* of which relative weed density (RWD) and relative weed biomass (RWB) was 32.50% and 34.07%, respectively. The second dominant weed was *Echinochloa crus-galli* of which RWD was 31.48% and relative weed

biomass (RWB) was 33.76%. In Boro season broadleaf weeds created less dominance than in T. Aman season. Authority 48 SC effectively control *Echinochloa* and *Cyperus* sp. which was similar to the findings of Puniya *et al.*, 2007.

### Weed ranking

The summed dominance ratio (SDR) is an important indicator to show the ranking of weeds in a community. The most dominant weeds in T. Aman 2014 were *Cyperus difformis*, *Echinochloa crus-galli*, *Scirpus maritimus* and *Monochoria vaginalis* (Fig. 1). *Cyperus difformis*, *Echinochloa crus-galli*, *Scirpus maritimus* and *Monochoria vaginalis* were also the most dominant weeds in Boro 2014-15. Mamun *et al.*, 2011 showed that SDR of a weed against same herbicide was almost similar in different seasons.

**Table 5. Weed composition, relative weed density (RWD) and relative weed biomass (RWB) in the untreated control plots in Boro 2014-15 at BRRI, Gazipur.**

Weed species	Family	Class	RWD (%)	RWB (%)
<i>Cynodon dactylon</i>	Poaceae	Grass	10.76	9.21
<i>Echinochloa crus-galli</i>	Poaceae	Grass	31.48	33.76
<i>Cyperus difformis</i>	Cyperaceae	Sedge	32.50	34.07
<i>Scirpus maritimus</i>	Cyperaceae	Sedge	28.16	27.63
<i>Monochoria vaginalis</i>	Pontederiaceae	Broadleaf	21.42	26.74
<i>Marsilea minuta</i>	Marsileaceae	Broadleaf	10.90	12.65

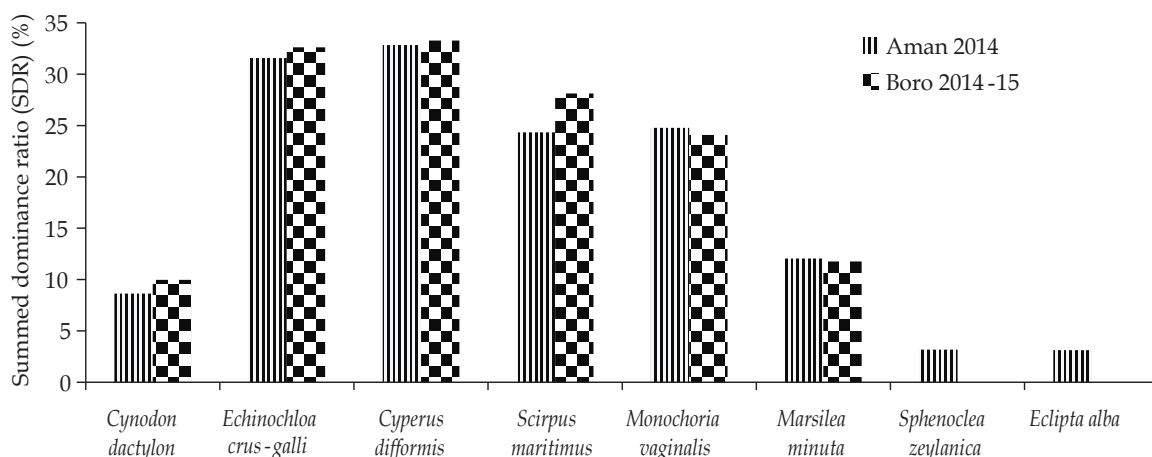


Fig. 1. Summed dominance ratio (SDR) of infesting weeds in transplanted rice.

### Weed control efficiency (WCE)

Lower weed biomass as well as higher weed control efficiency was observed in all the growing seasons through Authority 48 SC. Weed control efficiency improved with the increases of herbicide dose irrespective of weed species. Treatment T<sub>1</sub> did not control all the weeds effectively (<80%) due to lower dose of application, whereas T<sub>2</sub>, T<sub>3</sub> and T<sub>4</sub> control *Echinochloa crus-galli*, *Cyperus difformis*, *Scripus maritimus* and *Marsilea minuta* more than 80% in T. Aman season (Table 6). The trend of weed control efficiency in Boro 2014-15 was almost similar to T. Aman 2014 season. All the treatments controlled most of the weeds more than 80% except T<sub>1</sub>. Treatments T<sub>2</sub>, T<sub>3</sub> and T<sub>4</sub> controlled *Echinochloa crus-galli*, *Cyperus difformis*, *Scripus maritimus* and *Marsilea minuta* more than 80% (Table 7). It was evident from the study that pre planting herbicide Authority

48 SC @ 200 ml ha<sup>-1</sup> and 250 ml ha<sup>-1</sup> found effective for controlling weeds than other doses of that herbicide. Bhuiyan *et al.*, 2017 reported that different groups of herbicides controlled more than 80% of weeds in different nitrogen management practices in hybrid rice.

### Yield and yield attributes

Grain yield is the function of an interaction among various yield components, which were affected differentially by the growing conditions and crop management practices. All the treatments significantly increased rice grain yield over unweeded (control) plot (Table 8). In T. Aman 2014, the highest grain yield (5.22 t ha<sup>-1</sup>) was recorded in T<sub>2</sub> treatment which was statistically similar to the treatments of T<sub>4</sub> and T<sub>5</sub> that produced 4.98 and 5.18 T ha<sup>-1</sup> grain yield respectively. Minimum grain yield

**Table 6. Effect of Authority 48 SC on weed control efficiency in transplanted rice in Aman 2014 at BRRI, Gazipur.**

Weed	Weed control efficiency (%)			
	T <sub>1</sub>	T <sub>2</sub>	T <sub>3</sub>	T <sub>4</sub>
<i>Cynodon dactylon</i>	36.75	49.50	53.20	45.80
<i>Echinochloa crus-galli</i>	63.45	80.95	84.50	84.61
<i>Cyperus difformis</i>	70.25	82.60	83.65	81.54
<i>Scripus maritimus</i>	71.90	84.30	87.20	83.72
<i>Monochoria vaginalis</i>	65.45	74.65	78.70	80.59
<i>Marsilea minuta</i>	56.00	80.75	82.45	82.26
<i>Sphenoclea zeylanica</i>	52.40	73.55	78.90	72.65
<i>Eclipta alba</i>	54.20	63.50	66.90	62.75

T<sub>1</sub>= Authority 48 SC @ 150 ml ha<sup>-1</sup>, T<sub>2</sub>= Authority 48 SC @ 200 ml ha<sup>-1</sup>, T<sub>3</sub>= Authority 48 SC @ 250 ml ha<sup>-1</sup> and T<sub>4</sub>= Pretilachlor @ 1000 ml ha<sup>-1</sup>.

**Table 7. Effect of Authority 48 SC on weed control efficiency in transplanted rice in Boro, 2014-15 at BRRI, Gazipur.**

Weed	Weed control efficiency (%)			
	T <sub>1</sub>	T <sub>2</sub>	T <sub>3</sub>	T <sub>4</sub>
<i>Cynodon dactylon</i>	38.40	49.90	50.36	52.45
<i>Echinochloa crus-galli</i>	61.35	82.60	86.90	83.35
<i>Cyperus difformis</i>	72.40	82.15	85.60	85.60
<i>Scripus maritimus</i>	66.50	81.30	85.35	83.68
<i>Monochoria vaginalis</i>	60.05	75.80	78.20	83.40
<i>Marsilea minuta</i>	55.60	80.45	84.10	83.50

**Table 8. Effect of Authority 48 SC on yield attributes of transplanted rice at BRRRI, Gazipur.**

Treatment	Panicle m <sup>-2</sup>		Grain panicle <sup>-1</sup>		Sterility (%)		TGW (g)		Grain yield (t ha <sup>-1</sup> )	
	S <sub>1</sub>	S <sub>2</sub>	S <sub>1</sub>	S <sub>2</sub>	S <sub>1</sub>	S <sub>2</sub>	S <sub>1</sub>	S <sub>2</sub>	S <sub>1</sub>	S <sub>2</sub>
T <sub>1</sub>	226	261	17.70	16.87	105	112	21.86	25.41	4.87	5.34
T <sub>2</sub>	235	286	16.13	14.63	107	116	21.87	25.44	5.22	5.67
T <sub>3</sub>	214	255	18.10	17.67	96	104	21.75	25.42	4.69	4.97
T <sub>4</sub>	237	283	17.27	15.27	103	114	21.76	25.53	4.98	5.69
T <sub>5</sub>	236	287	16.23	14.60	107	117	21.93	25.27	5.18	5.75
T <sub>6</sub>	186	214	19.77	19.07	78	93	20.84	24.92	3.21	3.37
CV (%)	4.56	4.03	4.05	9.06	3.47	5.14	2.2	1.1	3.48	3.51
LSD	18.48	19.35	1.29	2.69	6.28	10.26	ns	ns	0.29	0.32

S<sub>1</sub> = Aman 2014, S<sub>2</sub> = Boro 2014-15. T<sub>1</sub> = Authority 48 SC @ 150 ml ha<sup>-1</sup>, T<sub>2</sub> = Authority 48 SC @ 200 ml ha<sup>-1</sup>, T<sub>3</sub> = Authority 48 SC @ 250 ml ha<sup>-1</sup> and T<sub>4</sub> = Rifit 500 EC @ 1000 ml ha<sup>-1</sup>, T<sub>5</sub> = Weed free and T<sub>6</sub> = control (unweeded).

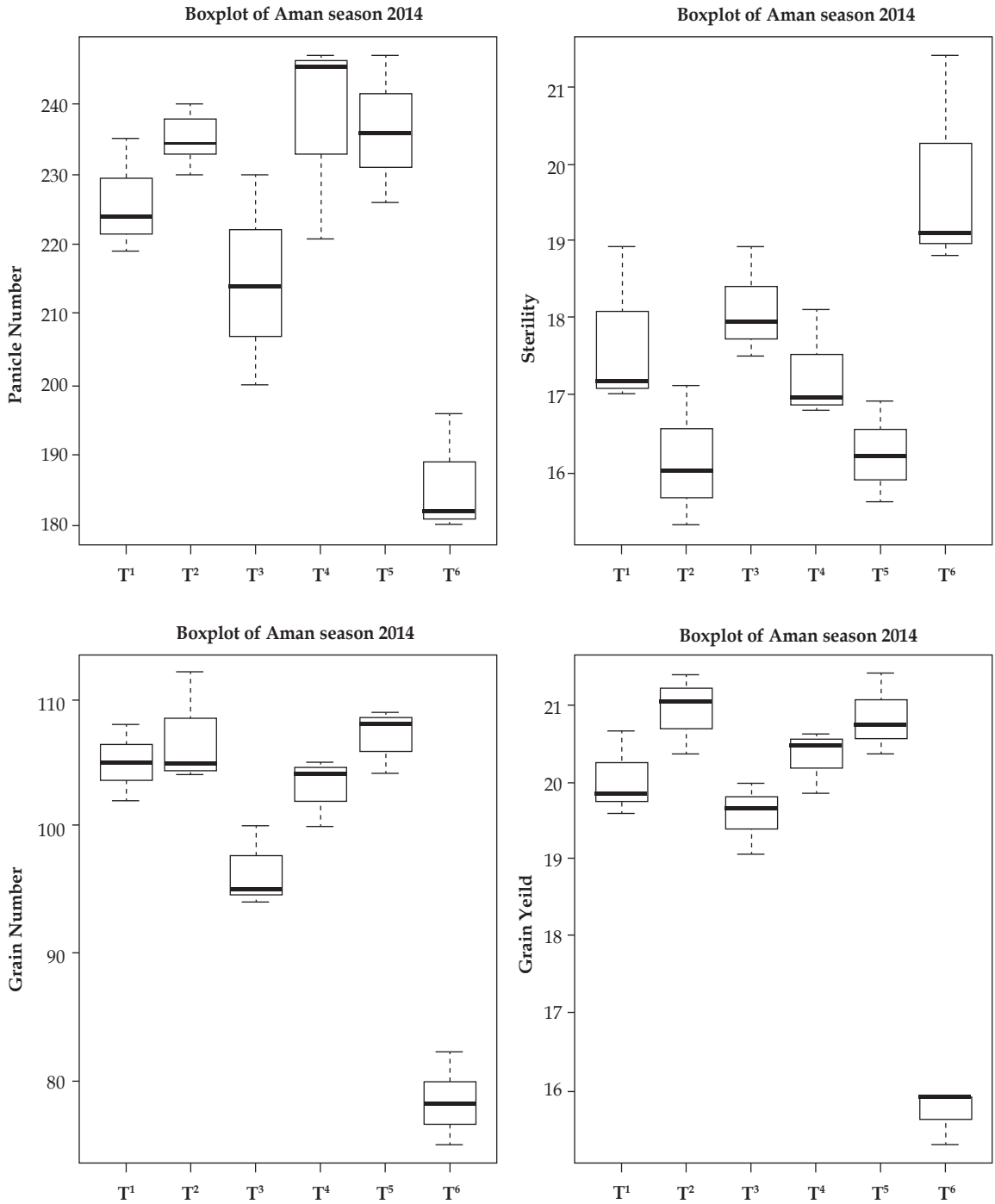
(3.21 t ha<sup>-1</sup>) was found in weedy check plots as compared to weed free treatment due to high weed density, which resulted less number of panicle m<sup>-2</sup>, grains panicle<sup>-1</sup> and high sterility. Thousand grain weight (TGW) did not differ significantly among the treatments although unweeded plots produced lower TGW in both the years. Treatment wise boxplot of yield attributes in T. Aman 2014 confirmed that most of the yield contributing characters were similar to T<sub>2</sub>, T<sub>4</sub> and T<sub>5</sub> (weed free) treatments; whereas T<sub>6</sub> was outsider of the normal range and its data was also in disperse condition than the other treatments due to severe weed infestation (Fig. 2).

Similar trend of results was observed during the Boro 2014-15 where unweeded control (T<sub>6</sub>) produced minimum number of panicles m<sup>-2</sup>, grains panicle<sup>-1</sup> and high sterility, which resulted lowest grain yield (3.37 t ha<sup>-1</sup>). The minimum number of panicles m<sup>-2</sup> in the control plot was probably due to the higher competition for nutrient, air space, light and water between crop plants and weeds which confirm the results of Hasanuzzaman *et al.*, 2009. Maximum grain yield of 5.75 t ha<sup>-1</sup> was

recorded with T<sub>5</sub> treatment due to lower weed-crop competition. In Boro 2014-15; T<sub>2</sub>, T<sub>4</sub> and T<sub>5</sub> (weed free) treatments are in similar range in boxplot of yield attributes (Fig. 3). Authority 48 SC @ 150, 200, 250 ml ha<sup>-1</sup> gave effective control of grass, sedge and broadleaf weeds lead to increased grain yield. Herbicide treatments contributed to higher yield performance compared to control in all the growing seasons (Bari, 2010).

## CONCLUSION

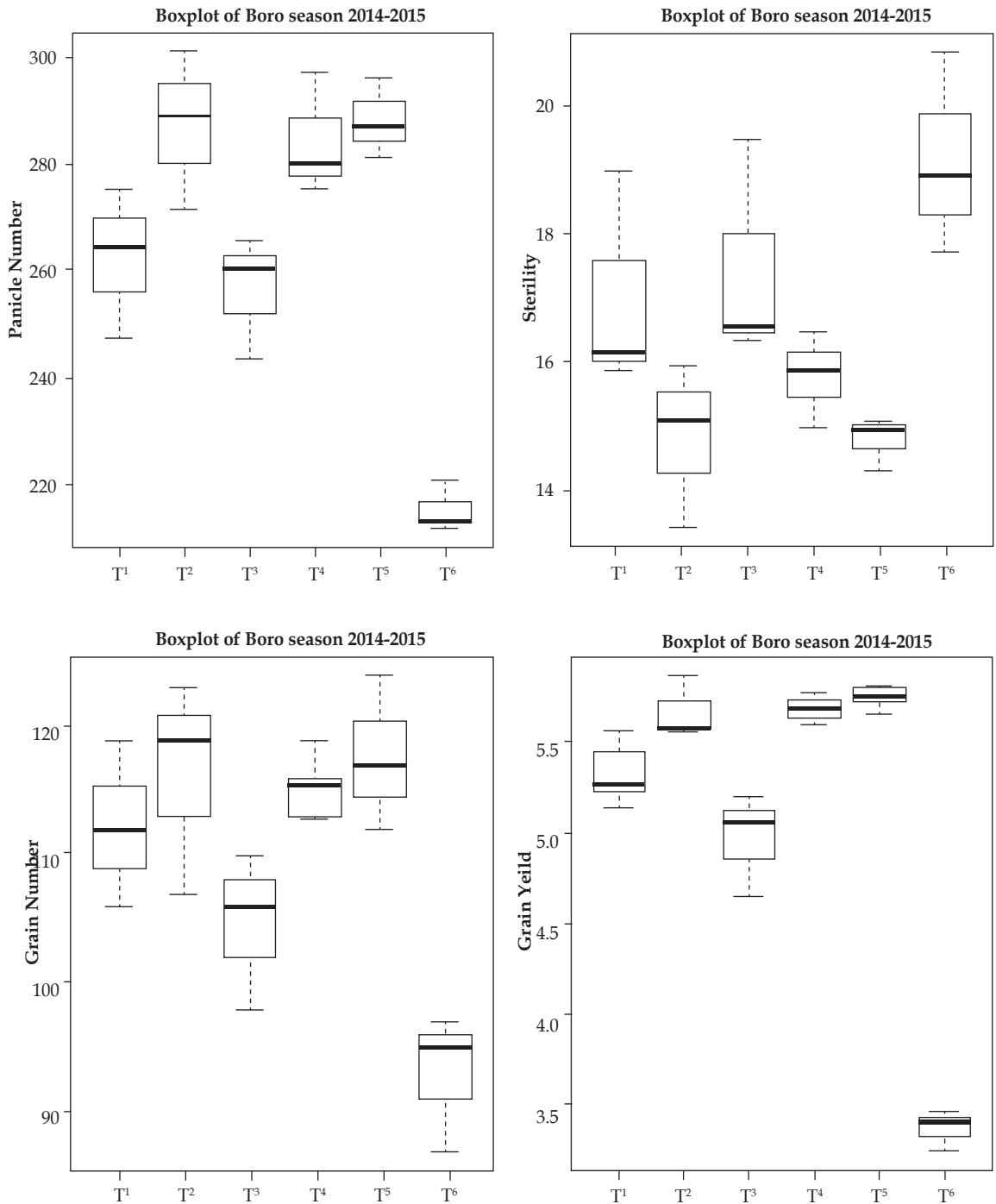
Grain yield and yield attributing parameters and weed dynamics were greatly influenced by different weed management practices. Authority 48 SC @ 250 ml ha<sup>-1</sup> performed better weed control efficiency with slightly phytotoxicity. Depending on the weeding efficacy, Authority 48 SC @ 200 ml ha<sup>-1</sup> applied at three days before transplanting is effective for annual weed control option instead of hand weeding at peak period of labour crisis which can reduce the production cost.



T<sub>1</sub> = Authority 48 SC @ 150 ml ha<sup>-1</sup>, T<sub>2</sub> = Authority 48 SC @ 200 ml ha<sup>-1</sup>, T<sub>3</sub> = Authority 48 SC @ 250 ml ha<sup>-1</sup> and T<sub>4</sub> = Rifit 500 EC @ 1000 ml ha<sup>-1</sup>, T<sub>5</sub> = Weed free and T<sub>6</sub> = control (unweeded).

Fig. 2. Boxplot of yield attributes in Aman, 2014 at BRRI, Gazipur.





T<sub>1</sub>= Authority 48 SC @ 150 ml ha<sup>-1</sup>, T<sub>2</sub>= Authority 48 SC @ 200 ml ha<sup>-1</sup>, T<sub>3</sub>= Authority 48 SC @ 250 ml ha<sup>-1</sup> and T<sub>4</sub>= Rifit 500EC @ 1000 ml ha<sup>-1</sup>, T<sub>5</sub>= Weed free and T<sub>6</sub>= control (unweeded).

Fig. 3. Boxplot of yield attributes in Boro, 2014-15 at BRRRI, Gazipur.

## REFERENCES

- Bari, MN 2010. Effects of herbicides on weed suppression and rice yield in transplanted wetland rice. *Pak. J. Weed Sci. Res.* 16 (4): 349-361.
- BBS. 1991. Statistical Year book of 1990. Bangladesh Bureau of Statistics, Ministry of Planning, Dhaka.
- BCPA. 2016. Office Records of the Bangladesh Crop Protection Association. Dhaka, Bangladesh.
- Bhuiyan, M K A. 2016. Effect of resource conservation technologies and weed management on nitrogen use efficiency, growth and yield of rice. Phd thesis. BAU, Mymensingh.
- Bhuiyan, M K A and G J U Ahmad. 2010. Performance of Mefenaset +bensulfuron methyl 53% WP against weed suppression in transplanted paddy. *Pak. J. Weed Sci. Res.* 16 (2): 181-187.
- Bhuiyan, M K A, Md Mostofa Mahbub, Lutfun Nahar and Md Zakaria Ibne Baki. 2017. Effect of Nitrogen levels and weed management on yield performance of BRRI hybrid dhan3 under AWD irrigation system. *Bangladesh Agronomy Journal.* Vol 20 (1): 13-24.
- BRRI. 2006. Weed identification and management in rice. Pub. No. 167, Joydebpur, Gazipur, Bangladesh.
- BRRI. 2013. Adhunik Dhaner Chas. Joydebpur, Gazipur, Bangladesh.
- BRRI. 2016. Adhunik Dhaner Chas. Joydebpur, Gazipur, Bangladesh.
- FAO. 2004. Production Year Book. Food and Agriculture production Function, Iowa State University press, Ames, Iowa, USA. Pp. 63, 105-229.
- Hasanuzzaman, M, M O Islam and M S Bapari. 2009. Efficacy of different herbicides over manual weeding in weed control in transplanted rice. *Aust. J. Crop Sci.* 2 (1): 18-24.
- IRRI. 1965. Annual Report for 1963. IRRI, Los Banos, Philippines, pp.224-231.
- Jayadeva, H M. 2010. Bioefficacy of post emergent herbicides in weed management of transplanted rice (*Oryza sativa* L.). *Journal of Crop and Weed.* 6 (2): 63-66.
- Mamun M A A, Shultana R, Islam S A, Badshah M A, Bhuiyan M K A, Mridha A J. 2011. Bio-efficacy of bensulfuron methyl + pretilachlor 6.6% GR against weed suppression in transplanted rice. *Bangladesh Journal of Weed Science* 1, 8-11.
- Mamun, A A. 1990. Weeds and their control: A review of weed research in Bangladesh. *Agricultural and Rural Development in Bangladesh.* Japan Intl. Co-operation Agency, Dhaka, Bangladesh. *JSARD.* 19: 45-72.
- Puniya, R P C Pandey and P S Bisht. 2007. Performance of Trisulfuron, Trisulfuron+Pretilachlor and Bensulfuron-methyl in Transplanted Rice (*Oryza sativa* L.). *Indian J. Weed Sci.* 39 (1 & 2): 120-122.
- Sunyob, N B, A S Juraimi, M A Hakim, A Man, A Selamat and M A Alam. 2015. Competitive ability of some selected rice varieties against weed under aerobic condition. *Intl. J. Agric. and Biol.*, 17: 61-70.
- Tabib, F A I, M T Akhteruzzaman, K Islam and M Khalekuzzaman. 2013 & 2014. Efficacy of different herbicides over manual weeding in controlling cotton weed. *Bangladesh J. Weed Sci.* 4 and 5: 39-44.
- Willoquet, L, S Savary, L Fernandez, FELazegui and PTeng. 1998. Simulation of Yield Losses Caused by Rice Diseases, Insects, and Weeds in Tropical Asia. IRRI. Discussion Paper Series No. 34 pp. 18-20.