



## Effect of spacing and *Rhizobium* inoculum on the yield and quality of faba bean (*Vicia faba* L.)

Md. Abdul Kader Sheikh, Swapan Kumar Paul<sup>✉</sup>, Md. Abdur Rahman Sarkar

Department of Agronomy, Bangladesh Agricultural University, Mymensingh 2202, Bangladesh

### ARTICLE INFO

Article history:  
Received: 11 March 2020  
Accepted: 01 April 2020  
Published: 30 June 2020

Keywords:  
Spacing,  
Yield,  
Quality,  
*Rhizobium* inoculum

Correspondence:  
Swapan Kumar Paul  
✉: [skpaul@bau.edu.bd](mailto:skpaul@bau.edu.bd)



### ABSTRACT

An experiment was conducted at the Agronomy Field Laboratory of Bangladesh Agricultural University, Mymensingh to evaluate the effect of spacing and *Rhizobium* inoculum level on the yield and quality of faba bean. The experiment comprised of four spacings viz., 30 cm × 30 cm, 30 cm × 25 cm, 30 cm × 20 cm and 30 cm × 15 cm, and four levels of *Rhizobium* inoculum viz., 0, 40, 80 and 120 g kg<sup>-1</sup> seed. The experiment was laid out in a randomized complete block design with three replications. It was observed that the highest seed yield (1.23 t ha<sup>-1</sup>) was recorded at spacing 30 cm × 20 cm which was as good as the yield (1.14 t ha<sup>-1</sup>) at 30 cm × 15 cm spacing. The highest crude fat (3.16%) and ash (4.79%) were recorded at spacing 30 cm × 20 cm while the highest crude protein (33.62%) and fibre (15.49%) were recorded at 30 cm × 25 cm and 30 cm × 30 cm spacing, respectively. In case of *Rhizobium* inoculum, the highest seed yield (1.04 t ha<sup>-1</sup>) and stover yield (1.75 t ha<sup>-1</sup>) were obtained in *Rhizobium* inoculum 80 g kg<sup>-1</sup> seed. The highest crude protein (33.54%) and crude fat (2.82%) were recorded at *Rhizobium* inoculum 120 g kg<sup>-1</sup> seed while the highest ash (4.88%) and fibre (15.28%) was recorded at *Rhizobium* inoculum 80 g kg<sup>-1</sup> and *Rhizobium* inoculum 40 g kg<sup>-1</sup> seed, respectively. In case of interaction, the highest seed yield (1.46 t ha<sup>-1</sup>) and stover yield (2.53 t ha<sup>-1</sup>) were obtained at 30 cm × 20 cm spacing with *Rhizobium* inoculum 80 g kg<sup>-1</sup> seed. The highest amount of protein (35.73%) and ash (5.63%) were found at 30 cm × 25 cm spacing with *Rhizobium* inoculum 80 g kg<sup>-1</sup> seed while the highest crude fat (4.48%) and fibre (18.04%) were recorded at 30 cm × 20 cm spacing with *Rhizobium* inoculum 120 g kg<sup>-1</sup> seed and spacing 30 cm × 30 cm with control treatment of *Rhizobium*, respectively. Based on these results it can be concluded that spacing 30 cm × 20 cm coupled with *Rhizobium* inoculum 80 g kg<sup>-1</sup> seed appears as the promising combination in respect of seed yield of faba bean.

Copyright ©2020 by authors and BAURES. This work is licensed under the Creative Commons Attribution International License (CC By 4.0).

### Introduction

Faba bean (*Vicia faba* L.) is an important legume crop which is used as food for human consumption and as animal feed (Gasim *et al.*, 2015). It is the fourth important pulse crop in the world next to dry bean, dry peas, and chickpeas (Kumari and Van Leur, 2011). Its value as a food and feed crop lies in its high lysine- rich protein, vitamins, minerals, and carbohydrates (Crepon *et al.*, 2010). It contains L-DOPA which is the precursor of dopamine to be pharmacologically active on patients with Parkinson's disease (Ramírez-Moreno *et al.*, 2015). Faba bean is grown in some limited locality of Bangladesh with common names as *Kalimotor*, *Baklakalai* and *Bhograkalai* in various places. It can be grown in low fertile soils with less agricultural inputs compared to other pulse crops. It cannot only be grown on diverse agro-climatic conditions successfully, but it can also be produced on residual soil moisture, relatively more tolerant to biotic and abiotic stress, with minimum input (Singh and Bhatt, 2012). Faba bean production is affected by different factors such climatic conditions soil

fertility, water supply, varieties or genotypes and plant population

density. Plant population density of faba bean is an important factor where plant competition for environmental resources is affected by the spatial arrangement of those plants; this may be affected by the plant density, by the distance between rows and plants. Concerning the effect of row spacing or plant population densities revealed that increasing seed yield as row spacing decreased. Yield components and yield of faba bean influenced by plant densities were reported elsewhere (Amer *et al.*, 1992; Stutzel and Aufhammer, 1992 and Frade and Valenciano, 2005.). Some organisms like *Rhizobium*, *Bradyrhizobium* etc. have been identified to use as biological agent for fixing nitrogen by symbiosis process with legume crops and make the nutrients available to the plants. The use of *Rhizobium* inoculants in legume crop production can play a very crucial role in improving soil environment and sustainable agriculture. Bangladesh Institute of Nuclear Agriculture isolated some *Rhizobium/ Bradyrhizobium* strains for some pulse crops as a

### Cite this article

Sheikh, M.A.K., Paul, S.K., Sarkar, M.A.R. 2020. Effect of spacing and *Rhizobium* inoculum on the yield and quality of faba bean (*Vicia faba* L.). *Journal of Bangladesh Agricultural University*, 18(2): 245–251. <https://doi.org/10.5455/JBAU.91870>

substitute of nitrogenous fertilizers. However, not yet any *Rhizobium* strains isolated specifically for faba bean in Bangladesh. Inoculation with *Rhizobium* increased effective nodule, dry matter production, grain and stover yields over uninoculated control in other legumes crops. To reduce the production cost and to fulfill the demand, more pulse production could be achieved through seed inoculation with *Rhizobium* strains, which is known to influence on nodulation, nitrogen fixation, growth, yield and quality of pulses. Considering the above point of view, the present study was undertaken to find out the optimum plant spacing and check the effectiveness of one available *Rhizobium* strains for faba bean.

## Materials and Methods

### *Experimental site*

The research work was conducted at the Agronomy Field laboratory, Bangladesh Agricultural University, Mymensingh located at 24.75° N latitude and 90.50° E longitude at an altitude of 18m. The soil belongs to the Old Brahmaputra Alluvium Soil under Agro-ecological Zone 9 (AEZ-9). The experimental field was a medium high land with silt loam texture with pH 6.81.

### *Experimentation and crop husbandry*

The experiment comprised of four spacing viz., 30 cm × 30 cm, 30 cm × 25 cm, 30 cm × 20 cm and 30 cm × 15 cm, and four levels of *Rhizobium* inoculum viz., 0, 40, 80 and 120 g kg<sup>-1</sup> seed. The experiment was laid out in a randomized complete block design with three replications. Each replication had 16 unit plots to which the treatment combinations were assigned at random. The unit plot size was 2.5 m × 2.0 m. Faba bean seeds were collected from Dhamrai, Savar upazilla, Dhaka district. *Rhizobium leguminosarum* *bv. viciae* strain (Host: lentil) from BINA was used. The experimental land was opened with a power tiller on 20 October 2017. Ploughing and cross ploughing were done with country plough followed by laddering. Land preparation was completed on 5 November and was ready for sowing seeds. TSP, MoP and Gypsum were applied at final land preparation at the rate of 60, 50 and 45 kg ha<sup>-1</sup>, respectively.

Seeds were taken in three medium size pots and then the required rate of *Rhizobium* inoculum was mixed with the seed where molasses was used as additive. Seeds were sown maintaining selected spacing with two seeds per hole on 14 November 2017. Weeding was done twice at 20 days after sowing (DAS) and 40 DAS. Thinning was done during first weeding. Some plants were attacked by rust that was successfully controlled by spraying Hemoxy 50WP fungicide.

### *Harvesting and data collection*

At the time when 80% of the pods turned brown color, the crop was assessed to attain maturity. The crop was harvested at 105 DAS from prefixed 1.0 m × 1.0 m area

in each plot, respectively. Before harvesting five plants were selected randomly from each plot excluding border rows and central 1.0 m × 1.0 m area and uprooted for data recording. The harvested crop was bundled plot-wise, tagged and brought to the threshing floor and sun dried for 3 days. Seeds were separated from the plants by beating the bundles with bamboo sticks. Manually the seeds of the pods were separated from the plants of 1 m<sup>2</sup> area were sun dried to a constant weight. Plants of whole individual plot were collected and sun dried. Then weight was taken in an electrical balance, and the yield was converted to ton ha<sup>-1</sup>. Harvest index was calculated using the following formula:

$$\text{Harvest index (\%)} = \frac{\text{Seed yield}}{\text{Seed yield} + \text{Stover yield}} \times 100$$

### *Chemical analysis*

The crude protein (Kjeldahl N × 6.25), crude fat (solvent extraction), crude fibre and ash were analyzed following standard method (AOAC, 2000; Mortuza *et al.*, 2009).

### *Statistical analysis*

The collected data were analyzed statistically using the 'Analysis of Variance' technique with the help of computer package M-STAT and mean differences were adjudged by Duncan's Multiple Range Test (Gomez and Gomez, 1984).

## Results and Discussion

### *Effects on growth and yield*

#### Effect of spacing

The highest number of branches plant<sup>-1</sup> (8.96), total pods plant<sup>-1</sup> (63.87) and filled pods plant<sup>-1</sup> (55.58) were obtained at spacing 30 cm × 30 cm followed by spacing 30 cm × 25 cm, which was at par with spacing 30 cm × 20 cm and the lowest number of branches plant<sup>-1</sup> (7.56) and total pods plant<sup>-1</sup> (57.49) were obtained at spacing 30 cm × 15 cm (Table 1). These results are in agreement with that of Bakry *et al.* (2011) who stated that branches plant<sup>-1</sup> and pods plant<sup>-1</sup> decreased with increasing the plant population density. Stutzel and Aufhammer (1992) noticed that increase in the number of pods plant<sup>-1</sup> with increasing plant spacing may be due to increase in the number of pods per node as the result of higher net assimilation rates and reduction of competition in wider spacing. Numerically, the highest number of unfilled pods plant<sup>-1</sup> (9.55) was obtained from spacing 30 cm × 15 cm and the lowest number of unfilled pods plant<sup>-1</sup> (8.75) was obtained at spacing 30 cm × 25 cm (Table 1). Aborted seed-bearing pod formation takes place due to decreasing plant spacing. Similar findings were reported by Stutzel and Aufhammer (1992). The number of seeds pod<sup>-1</sup> was not significantly affected by plant spacing. The influence of spacing on seed yield was significant. Among the studied four spacings, 30 cm × 20 cm gave the highest seed yield (1.23 t ha<sup>-1</sup>) which was at par with the spacing 30 cm × 15 cm while the lowest seed yield

(0.65 t ha<sup>-1</sup>) was produced by 30 cm × 25 cm spacing (Fig. 1). Sprent *et al.* (1977) explained that the prime effect of increasing density more likely to be due to altered competition within adjacent plants than mutual shading. The highest number of plants m<sup>-2</sup>, highest number of seeds pods<sup>-1</sup>, and the highest 1000-seed weight contributed to higher seed yield at 30 cm × 20 cm spacing under present experimental situation and it was probably due to comparatively higher yield potential as well as having higher yield attributes over other spacing. Supporting evidence was found by Shalaby and

Mohamed (1978) that increasing plant spacing gave the highest seed yield. Stover yield also showed similar trend as seed yield (Fig. 4) where relatively closer spacing showed higher stover yield due to highest plant population unit<sup>-1</sup> area. The highest harvest index (41.19%) was obtained from spacing 30 cm × 15 cm which was at par with spacing 30 cm × 30 cm, while the lowest harvest index (29.13%) was obtained from spacing 30 cm × 25 cm (Table 1).

Table 1. Effect of spacing and *Rhizobium* inoculum level on crop characters, yield components and yield of faba bean

|                                                           | Number of branches plant <sup>-1</sup> | Number of total pods plant <sup>-1</sup> | Number of filled pods plant <sup>-1</sup> | Number of unfilled pods plant <sup>-1</sup> | Number of seeds pod <sup>-1</sup> | 1000- seed weight (g) | Harvest index (%) |
|-----------------------------------------------------------|----------------------------------------|------------------------------------------|-------------------------------------------|---------------------------------------------|-----------------------------------|-----------------------|-------------------|
| Spacing (cm × cm)                                         |                                        |                                          |                                           |                                             |                                   |                       |                   |
| 30 × 30                                                   | 8.96a                                  | 63.87a                                   | 55.58a                                    | 8.78                                        | 3.64                              | 100.7                 | 41.05a            |
| 30 × 25                                                   | 8.19b                                  | 61.04b                                   | 51.05b                                    | 8.75                                        | 3.65                              | 101.0                 | 29.13c            |
| 30 × 20                                                   | 8.41b                                  | 60.22bc                                  | 50.48b                                    | 9.33                                        | 3.71                              | 102.5                 | 39.81b            |
| 30 × 15                                                   | 7.56c                                  | 57.49c                                   | 49.63b                                    | 9.55                                        | 3.65                              | 101.8                 | 41.19a            |
| Sig. level                                                | **                                     | **                                       | **                                        | NS                                          | NS                                | NS                    | **                |
| <i>Rhizobium</i> inoculum level (g kg <sup>-1</sup> seed) |                                        |                                          |                                           |                                             |                                   |                       |                   |
| 0                                                         | 7.86b                                  | 61.11c                                   | 50.73c                                    | 9.16                                        | 3.41                              | 102.2                 | 32.94d            |
| 40                                                        | 8.07a                                  | 61.43b                                   | 52.15b                                    | 8.68                                        | 3.41                              | 102.1                 | 35.95b            |
| 80                                                        | 8.35a                                  | 62.56a                                   | 54.53a                                    | 8.85                                        | 3.53                              | 102.2                 | 37.28a            |
| 120                                                       | 8.31a                                  | 61.64ab                                  | 51.77bc                                   | 8.71                                        | 3.34                              | 102.6                 | 34.87c            |
| Sig. level                                                | **                                     | *                                        | **                                        | NS                                          | NS                                | NS                    | NS                |
| CV (%)                                                    | 7.84                                   | 6.28                                     | 5.41                                      | 23.55                                       | 5.17                              | 0.69                  | 5.15              |

Figures in a column under each factor of treatment having the same letter or without letter do not differ significantly whereas figures with dissimilar letter differ significantly (as per DMRT); \*\*= Significant at 1% level of probability, \*= Significant at 5% level of probability, NS = Not Significant

#### Effect of *Rhizobium* inoculum level

The highest number of branches plant<sup>-1</sup> (8.35) and total pods plant<sup>-1</sup> (62.56) were obtained at *Rhizobium* inoculum 80 g kg<sup>-1</sup> seed which was at par with 120 g kg<sup>-1</sup> seeds and 40 g kg<sup>-1</sup> seed while the lowest branches plant<sup>-1</sup> (7.86) was obtained at control treatment (Table 1). The highest number of filled pods plant<sup>-1</sup> (54.53) was obtained at *Rhizobium* inoculum 80 g kg<sup>-1</sup> seed followed by inoculum 40, 120 g kg<sup>-1</sup> seed while the lowest number of filled pods plant<sup>-1</sup> (50.73) was obtained at control treatment. Number of seeds pod<sup>-1</sup> was not significantly affected due to application of *Rhizobium* inoculum. Application of *Rhizobium* inoculum 80 g kg<sup>-1</sup> seed produced the highest seed yield (1.04 t ha<sup>-1</sup>) followed by *Rhizobium* inoculum 120, 40 g kg<sup>-1</sup> seed while the lowest seed yield (0.83 ha<sup>-1</sup>) was obtained at control treatment of *Rhizobium* inoculum (Fig. 2). The highest stover yield (1.75 t ha<sup>-1</sup>) was obtained from application of *Rhizobium* inoculum 80 g kg<sup>-1</sup> seed followed by inoculum 120 g kg<sup>-1</sup> seed while the lowest stover yield (1.55 t ha<sup>-1</sup>) was obtained from application of *Rhizobium* inoculum 40 g kg<sup>-1</sup> seed (Fig. 5). *Rhizobium* inoculum level exerted significant effect on harvest index. It was found that application *Rhizobium* inoculum 80 g kg<sup>-1</sup> seed gave the highest harvest index (37.28%) followed by at *Rhizobium* inoculum 40 g kg<sup>-1</sup> (35.95%) seed while the lowest harvest index (32.94%) was found at control (Table 1) treatment of *Rhizobium* (*Rhizobium* inoculum 0 g kg<sup>-1</sup> seed).

#### Effect of interaction

The highest number of branches plant<sup>-1</sup> (9.91), was obtained at spacing 30 cm × 30 cm with *Rhizobium* inoculum 80 g kg<sup>-1</sup> seed which was statistically identical to spacing 30 cm × 30 cm with *Rhizobium* inoculum 40 g kg<sup>-1</sup> seed and spacing 30 cm × 30 cm with inoculum 120 g kg<sup>-1</sup> seed while the lowest number of branches plant<sup>-1</sup> (6.33) was obtained at spacing 30 cm × 20 cm with control treatment (Table 2). Apparently, the highest number of total pods plant<sup>-1</sup> (63.53) was obtained at spacing 30 cm × 30 cm with *Rhizobium* inoculum 80 g kg<sup>-1</sup> seed combination while the lowest number of pods plant<sup>-1</sup> (55.14) was obtained at spacing 30 cm × 15 cm with *Rhizobium* inoculum 40 g kg<sup>-1</sup> seed combinations (Table 2). Interaction between spacing 30 cm × 30 cm with *Rhizobium* inoculum 80 g kg<sup>-1</sup> produced the highest filled pods (55.67) and the lowest number of filled pods plant<sup>-1</sup> (45.17) was found from the spacing 30 cm × 15 cm with *Rhizobium* inoculum 120 g kg<sup>-1</sup> seed (Table 2). Apparently, the highest number of unfilled pods plant<sup>-1</sup> (11.13) was obtained at spacing 30 cm × 15 cm and *Rhizobium* inoculum 80 g kg<sup>-1</sup> seed combination. On the other hand, the minimum number of unfilled pods plant<sup>-1</sup> (7.53) was obtained at spacing 30 cm × 25 cm with *Rhizobium* inoculum 80 g kg<sup>-1</sup> seed combination (Table 2). The highest number of seeds pod<sup>-1</sup> (4.17) was produced at spacing 30 cm × 20 cm with *Rhizobium* inoculum 80 g kg<sup>-1</sup> seed (Table 2) while number of seeds

pod<sup>-1</sup> produced at other interaction of spacing and *Rhizobium* inoculum is statistically identical. Numerically, the highest 1000-seed weight (106.2 g) was produced at spacing 30 cm × 20 cm with *Rhizobium* inoculum 80 g kg<sup>-1</sup> seed followed by spacing 30 cm × 20 cm with *Rhizobium* inoculum 120 g kg<sup>-1</sup> seed and the lowest 1000-seed weight (99.67 g) was produced at spacing 30 cm × 30 cm with *Rhizobium* inoculum 120 g kg<sup>-1</sup> seed (Table 2). Spacing 30 cm × 20 cm gave the highest seed yield (1.46 t ha<sup>-1</sup>) with the application of *Rhizobium* inoculum 80 g kg<sup>-1</sup> seed followed by same spacing with the application of *Rhizobium* inoculum at 120 g kg<sup>-1</sup> seed while the lowest seed yield (0.48 t ha<sup>-1</sup>) was obtained from spacing 30 cm × 25 cm with the application of *Rhizobium* inoculum at 40 g kg<sup>-1</sup> seed

(Fig. 3). Spacing 30 cm × 20 cm with the application of *Rhizobium* inoculum 80 g kg<sup>-1</sup> seed produced the maximum stover yield (2.53 t ha<sup>-1</sup>) which was statistically identical with spacing 30 cm × 20 cm with *Rhizobium* inoculum 120 g kg<sup>-1</sup> seed while the lowest stover yield (0.88 t ha<sup>-1</sup>) was obtained from the spacing 30 cm × 30 cm with *Rhizobium* inoculum 80 g kg<sup>-1</sup> seed (Fig. 6). The highest harvest index (47.80 %) was found from the spacing 30 cm × 15 cm with application of *Rhizobium* inoculum 80 g kg<sup>-1</sup> seed, which was at par with spacing 30 cm × 30 cm combined with *Rhizobium* inoculum 120 g kg<sup>-1</sup> seed while the lowest harvest index (22.76%) was found in spacing 30 cm × 25 cm in combination with the application of *Rhizobium* inoculum 40 g kg<sup>-1</sup> seed (Table 2).

Table 2. Effect of interaction between spacing and *Rhizobium* inoculum level on crop characters, yield components and yield of faba bean

| Interaction (Spacing × <i>Rhizobium</i> inoculum level) | Number of branches plant <sup>-1</sup> | Number of pods plant <sup>-1</sup> | Number of filled pods plant <sup>-1</sup> | Number of unfilled pods plant <sup>-1</sup> | Number of seeds pod <sup>-1</sup> | 1000- seed weight (g) | Harvest index (%) |
|---------------------------------------------------------|----------------------------------------|------------------------------------|-------------------------------------------|---------------------------------------------|-----------------------------------|-----------------------|-------------------|
| S <sub>1</sub> × R <sub>1</sub>                         | 9.27b                                  | 61.47                              | 51.79bcd                                  | 10.67                                       | 3.66b                             | 102.8                 | 37.51e            |
| S <sub>1</sub> × R <sub>2</sub>                         | 9.07ab                                 | 60.26                              | 53.70bc                                   | 8.067                                       | 3.72b                             | 102.6                 | 39.23de           |
| S <sub>1</sub> × R <sub>3</sub>                         | 9.91a                                  | 63.53                              | 55.67a                                    | 7.600                                       | 3.52b                             | 100.23                | 41.59cd           |
| S <sub>1</sub> × R <sub>4</sub>                         | 8.88abc                                | 61.00                              | 49.53cde                                  | 8.800                                       | 3.69b                             | 99.67                 | 45.88ab           |
| S <sub>2</sub> × R <sub>1</sub>                         | 8.20bcde                               | 62.20                              | 54.53a                                    | 8.067                                       | 3.61b                             | 100.5                 | 32.01f            |
| S <sub>2</sub> × R <sub>2</sub>                         | 7.43efg                                | 59.00                              | 47.83de                                   | 10.07                                       | 3.67b                             | 102.4                 | 22.76g            |
| S <sub>2</sub> × R <sub>3</sub>                         | 8.78bc                                 | 56.90                              | 45.23e                                    | 7.533                                       | 3.71b                             | 103.8                 | 30.88f            |
| S <sub>2</sub> × R <sub>4</sub>                         | 7.47efg                                | 61.07                              | 50.60bcd                                  | 9.333                                       | 3.63b                             | 102.4                 | 30.88f            |
| S <sub>3</sub> × R <sub>1</sub>                         | 6.33g                                  | 60.50                              | 51.60bcd                                  | 9.667                                       | 3.69b                             | 100.5                 | 29.38f            |
| S <sub>3</sub> × R <sub>2</sub>                         | 7.42efg                                | 62.33                              | 51.97bcd                                  | 7.867                                       | 3.43b                             | 101.3                 | 29.16f            |
| S <sub>3</sub> × R <sub>3</sub>                         | 7.38efg                                | 61.93                              | 54.06b                                    | 9.133                                       | 4.17a                             | 106.2                 | 36.59e            |
| S <sub>3</sub> × R <sub>4</sub>                         | 7.60def                                | 62.00                              | 47.88de                                   | 10.67                                       | 3.58b                             | 104.8                 | 35.11e            |
| S <sub>4</sub> × R <sub>1</sub>                         | 8.70bcd                                | 59.87                              | 51.77bcd                                  | 8.267                                       | 3.65b                             | 101.8                 | 35.85e            |
| S <sub>4</sub> × R <sub>2</sub>                         | 7.18efg                                | 55.14                              | 49.87cde                                  | 8.733                                       | 3.71b                             | 102.0                 | 36.87e            |
| S <sub>4</sub> × R <sub>3</sub>                         | 7.77cdef                               | 58.47                              | 49.77cde                                  | 11.13                                       | 3.65b                             | 104.3                 | 47.80a            |
| S <sub>4</sub> × R <sub>4</sub>                         | 6.60fg                                 | 56.50                              | 45.17 e                                   | 10.07                                       | 3.61b                             | 104.1                 | 43.42bc           |
| Sig. level                                              | **                                     | NS                                 | **                                        | NS                                          | **                                | NS                    | **                |
| CV (%)                                                  | 7.84                                   | 6.28                               | 5.41                                      | 23.55                                       | 5.17                              | 3.79                  | 5.15              |

In a column, figures with same letter (s) or without letter do not differ significantly whereas figures with dissimilar letter differ significantly (as per DMRT); \*\*= Significant at 1% level of probability, NS = Not Significant; S<sub>1</sub>= 30 cm × 30 cm, S<sub>2</sub>= 30 cm × 25 cm, S<sub>3</sub>= 30 cm × 20 cm, S<sub>4</sub>= 30 cm × 15 cm; R<sub>1</sub>= 0 g kg<sup>-1</sup> seed, R<sub>2</sub>= 40 g kg<sup>-1</sup> seed, R<sub>3</sub>= 80 g kg<sup>-1</sup> seed, R<sub>4</sub>= 120 g kg<sup>-1</sup> seed

*Quality character (proximate components)*

*Effect of spacing*

The highest crude protein (33.62%) was obtained from spacing 30 cm × 25 cm followed by spacing 30 cm × 20 cm while the lowest crude protein (31.36%) was obtained from spacing 30 cm × 30 cm. The highest crude fat (3.16%) was obtained from spacing 30 cm × 20 cm followed by spacing 30 cm × 15 cm while the lowest crude fat (1.98%) was obtained from spacing 30 cm × 30 cm (Table 3). The highest ash (4.81%) was obtained from spacing 30 cm × 15 cm, while the lowest ash content (4.23%) was obtained from wider spacing 30 cm × 30 cm (Table 3). The highest crude fibre (15.49%) was obtained from spacing 30 cm × 30 cm followed by spacing 30 cm × 20 cm while the lowest crude fibre (14.10%) was obtained from closer spacing 30 cm × 15 cm (Table 3).

*Effect of Rhizobium inoculum level*

Inoculation of *Rhizobium* significantly increased crude protein content in faba bean seeds compared to uninoculated control plants (Table 3). *Rhizobium* inoculum applied at 120 g kg<sup>-1</sup> seed *Rhizobium* produced the highest crude protein (33.54%) followed by inoculum at 40 g kg<sup>-1</sup> seed while the lowest crude protein (32.03%) was obtained from control treatment (*Rhizobium* inoculum not applied). This result in accordance with that of Rugheim and Abdelgani (2012) and Arafa *et al.* (2018). The highest crude fat (2.82%) was obtained in *Rhizobium* inoculum 120 g kg<sup>-1</sup> seed followed by inoculum at 80 g kg<sup>-1</sup> seed while the lowest crude fat (2.17%) was obtained from *Rhizobium* inoculum 40 g kg<sup>-1</sup> seed (Table 3). *Rhizobium* inoculation showed an increasing trend of crude seed fat content beginning 80 g kg<sup>-1</sup> seed onward and reached the highest at 120 g kg<sup>-1</sup> seed. This is due to application of biological fertilization with *Rhizobium leguminosarum* *bv. viceae*. Similar

findings were reported by Elsheikh and Elzidany (1997). *Rhizobium* inoculum significantly increases ash content. Application of *Rhizobium* inoculum at 80 g kg<sup>-1</sup> produced the highest ash content (4.88%) which was at par with inoculum level 120 g kg<sup>-1</sup> seed while the lowest ash content (4.25%) was obtained from *Rhizobium* inoculum at 40 g kg<sup>-1</sup> seed. This corroborates with the findings of Rugheim and Abdelgani (2012). In case of inoculation the highest fibre content (15.28%) was obtained from application of *Rhizobium* inoculum 40 g kg<sup>-1</sup> seed followed by control treatment while the lowest fibre content (13.64%) was obtained in *Rhizobium* inoculum 80 g kg<sup>-1</sup> seed (Table 3).

#### Interaction effect

The highest crude protein content (35.73%) was found from the spacing 30 cm × 30 cm combined with *Rhizobium* inoculum 120 g kg<sup>-1</sup> seed which was similar to the spacing 30 cm × 25 cm combined with *Rhizobium* inoculum 80 g kg<sup>-1</sup> seed (Table 4) while the lowest protein content (26.64%) was found from the spacing 30

cm × 30 cm in combination with the control treatment (*Rhizobium* not applied) (Table 4). The highest seed fat content (4.48%) was obtained at spacing 30 cm × 20 cm combined with *Rhizobium* inoculum 120 g kg<sup>-1</sup> seed followed by interaction between spacing 30 cm × 20 cm with *Rhizobium* inoculum 80 g kg<sup>-1</sup> seed while the lowest seed fat content (1.86%) was found in spacing 30 cm × 30 cm combined with *Rhizobium* inoculum 40 g kg<sup>-1</sup> seed (Table 4). Spacing 30 cm × 25 cm along with *Rhizobium* inoculum 80 g kg<sup>-1</sup> gave the highest ash content (5.63%) followed by spacing 30 cm × 15 cm with inoculum 120 g kg<sup>-1</sup> seed while the lowest ash content (3.86%) was found from the spacing 30 cm × 25 cm with the *Rhizobium* inoculum 40 g kg<sup>-1</sup> seed (Table 4). Spacing 30 cm × 30 cm along with the application of *Rhizobium* inoculum 0 g kg<sup>-1</sup> gave the highest seed fibre content (18.04%) followed by interaction between spacing 30 cm × 20 cm and 40 g kg<sup>-1</sup> seed while the lowest seed fibre content (12.47%) was found from the spacing 30 cm × 30 cm combined with the *Rhizobium* inoculum 80 g kg<sup>-1</sup> seed (Table 4).

Table 3. Effect of spacing and *Rhizobium* inoculum level on quality of faba bean

| Treatments                                                | Crude protein (%) | Crude fat (%) | Ash (%) | Fibre (%) |
|-----------------------------------------------------------|-------------------|---------------|---------|-----------|
| Spacing (cm × cm)                                         |                   |               |         |           |
| 30 × 30                                                   | 31.36d            | 1.98d         | 4.23c   | 15.49a    |
| 30 × 25                                                   | 33.62a            | 2.36c         | 4.65b   | 14.24c    |
| 30 × 20                                                   | 33.07b            | 3.16a         | 4.79a   | 15.01b    |
| 30 × 15                                                   | 32.75c            | 2.84b         | 4.81a   | 14.10d    |
| <i>Rhizobium</i> inoculum level (g kg <sup>-1</sup> seed) |                   |               |         |           |
| 0                                                         | 32.03d            | 2.58c         | 4.51b   | 15.04b    |
| 40                                                        | 33.02b            | 2.17d         | 4.25c   | 15.28a    |
| 80                                                        | 32.21c            | 2.77b         | 4.88a   | 13.64d    |
| 120                                                       | 33.54a            | 2.82a         | 4.85a   | 14.88c    |
| Level of Significance                                     | **                | **            | **      | **        |
| CV (%)                                                    | 0.50              | 2.17          | 1.31    | 0.57      |

Table 4. Effect of interaction between spacing and *Rhizobium* inoculum level on quality of faba bean

| Interaction (Spacing × <i>Rhizobium</i> ) | Crude Protein (%) | Crude fat (%) | Ash (%) | Fiber (%) |
|-------------------------------------------|-------------------|---------------|---------|-----------|
| S <sub>1</sub> × R <sub>1</sub>           | 26.64k            | 2.03ij        | 4.40f   | 18.04a    |
| S <sub>1</sub> × R <sub>2</sub>           | 33.65d            | 1.86l         | 4.08g   | 16.02c    |
| S <sub>1</sub> × R <sub>3</sub>           | 29.43j            | 2.11hi        | 4.14g   | 12.47l    |
| S <sub>1</sub> × R <sub>4</sub>           | 35.73a            | 1.90kl        | 4.31f   | 15.42d    |
| S <sub>2</sub> × R <sub>1</sub>           | 34.99b            | 2.57e         | 4.55e   | 14.00h    |
| S <sub>2</sub> × R <sub>2</sub>           | 30.81i            | 2.22g         | 3.86h   | 14.44g    |
| S <sub>2</sub> × R <sub>3</sub>           | 35.73a            | 2.18gh        | 5.63a   | 13.60i    |
| S <sub>2</sub> × R <sub>4</sub>           | 32.93f            | 2.45 f        | 4.55e   | 14.92f    |
| S <sub>3</sub> × R <sub>1</sub>           | 35.00b            | 1.99 jk       | 4.38f   | 15.25e    |
| S <sub>3</sub> × R <sub>2</sub>           | 34.30c            | 2.15gh        | 4.42f   | 17.56b    |
| S <sub>3</sub> × R <sub>3</sub>           | 30.79i            | 4.02b         | 5.15c   | 13.12j    |
| S <sub>3</sub> × R <sub>4</sub>           | 32.20g            | 4.48a         | 5.21bc  | 14.13h    |
| S <sub>4</sub> × R <sub>1</sub>           | 31.50h            | 3.73c         | 4.69d   | 12.88k    |
| S <sub>4</sub> × R <sub>2</sub>           | 33.30e            | 2.43f         | 4.64de  | 13.11j    |
| S <sub>4</sub> × R <sub>3</sub>           | 32.90f            | 2.77d         | 4.61de  | 15.35de   |
| S <sub>4</sub> × R <sub>4</sub>           | 33.30e            | 2.44f         | 5.31b   | 15.04f    |
| Level of Significance                     | **                | **            | **      | **        |
| CV (%)                                    | 0.50              | 2.17          | 1.31    | 0.57      |

In a column, figures with same letter (s) or without letter do not differ significantly whereas figures with dissimilar letter differ significantly (as per DMRT); \*\*= Significant at 1% level of probability; S<sub>1</sub>=30 cm × 30 cm, S<sub>2</sub>= 30 cm × 25 cm, S<sub>3</sub>= 30 cm × 20 cm, S<sub>4</sub>= 30 cm × 15 cm and R<sub>1</sub>= 0 g kg<sup>-1</sup> seed, R<sub>2</sub>= 40 g kg<sup>-1</sup> seed, R<sub>3</sub>= 80 g kg<sup>-1</sup> seed, R<sub>4</sub>= 120 g kg<sup>-1</sup> seed

Rhizobium inoculation affects yield and quality of faba bean

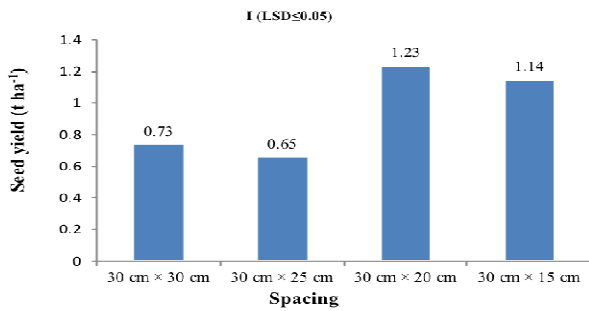


Fig. 1. Effect of spacing on seed yield of faba bean

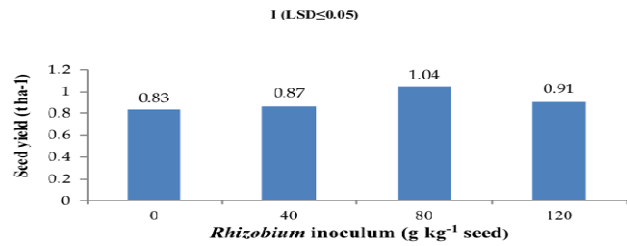


Fig. 2. Effect of *Rhizobium* inoculum level on seed yield of faba bean

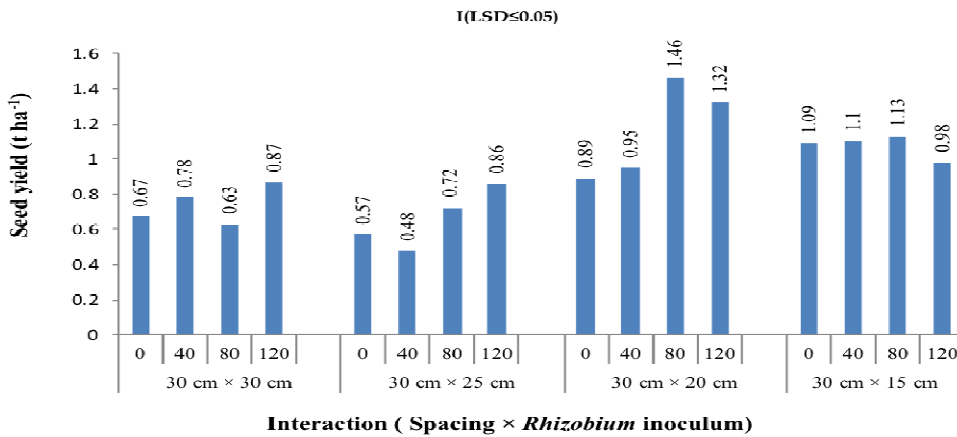


Fig. 3. Interaction effect of spacing and *Rhizobium* inoculum level on seed yield of faba bean

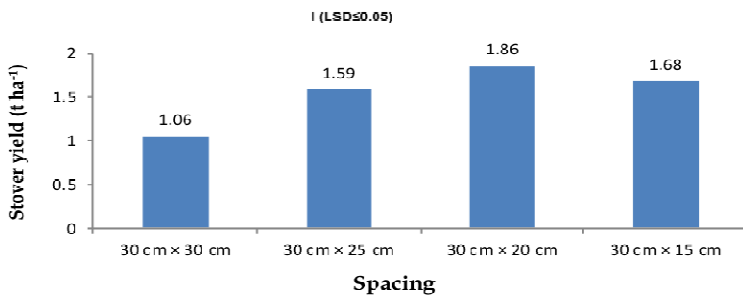


Fig. 4. Effect of spacing on stover yield of faba bean

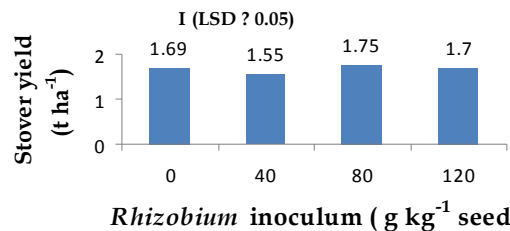


Fig. 5. Effect of *Rhizobium* inoculum level on stover yield of faba bean

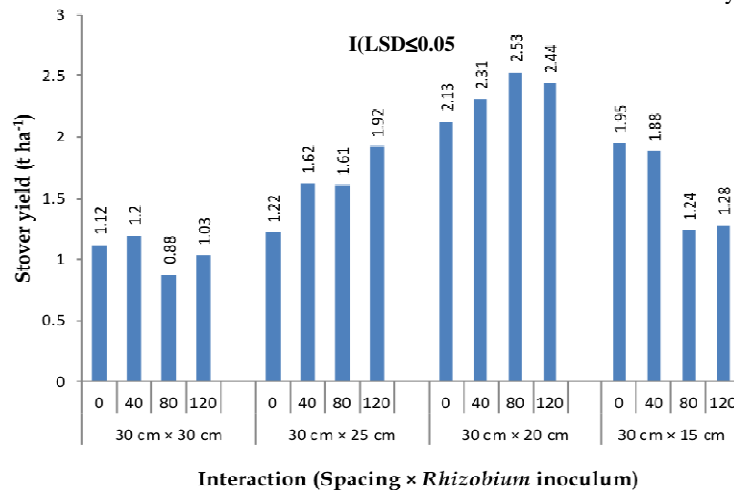


Fig. 6. Interaction effect of spacing and *Rhizobium* inoculum level on stover yield of faba bean

## Conclusion

The highest seed yield, seed crude fat and ash were recorded at spacing 30 cm × 20 cm while the highest seed crude protein and seed fibre were recorded at 30 cm × 25 cm and 30 cm × 30 cm spacing, respectively. In case of *Rhizobium* inoculum, the highest seed yield and stover yield were obtained in *Rhizobium* inoculum 80 g kg<sup>-1</sup> seed. The highest seed crude protein, crude fat and ash were recorded at *Rhizobium* inoculum 120 g kg<sup>-1</sup> seed while the highest seed fibre was recorded at *Rhizobium* inoculum 40 g kg<sup>-1</sup> seed. In case of interaction, the highest seed yield and stover yield were obtained at 30 cm × 20 cm spacing combined with *Rhizobium* inoculum 80 g kg<sup>-1</sup> seed while the highest protein and ash were found at 30 cm × 25 cm spacing combined with *Rhizobium* inoculum 80 g kg<sup>-1</sup> seed whereas the highest crude fat and fibre were recorded at 30 cm × 20 cm spacing with *Rhizobium* inoculum 120 g kg<sup>-1</sup> seed and spacing 30 cm × 30 cm with control treatment of *Rhizobium*, respectively. Based on the findings of the study it can be concluded that spacing 30 cm × 20 cm coupled with *Rhizobium* inoculum 80 g kg<sup>-1</sup> seed appears as the promising combination in respect of seed yield of faba bean.

## Acknowledgements

The financial assistance of Bangladesh Agricultural University Research System (BAURES) to conduct the research project (2018/333/BAU) is thankfully acknowledged.

## References

- AOAC. 2000. Official Methods of Analysis. Association of Official Agricultural Chemists. Washington, D.C. pp. 121-135.
- Amer, M.L.A., El-Borai, M.A. and Radi, M.M. 1992. Response of three faba bean (*Vicia faba* L.) cultivars to three sowing dates under different plant densities in North Delta. *Journal of Agricultural Research Tanta University*, 18(4): 591-598.
- Arafa, M.M., El-Batanony, N.H. and Nofal, A.M. 2018. Inoculation effect of Rhizobial strains on growth, yield and chemical composition of some legume crops in new reclaimed soil. *Middle East Journal of Agriculture Research*, 7(2): 352-363.
- Bakry, B.A., Elewa, T.A., El-karamany, M.F., Zeidan, M.S. and Tawfik, M.M. 2011. Effect of row spacing on yield and its components of some faba bean varieties under newly

- reclaimed sandy soil condition. *World Journal of Agricultural Sciences*, 7(1): 68-72.
- Crepon, K., Marget, P., Peyronnet, C., Carrouee, B., Arese, P. and Duc, G. 2010. Nutritional value of faba bean (*Vicia faba* L.) seeds for feed and food. *Field Crops Research*, 115:329-339. <https://doi.org/10.1016/j.fcr.2009.09.016>
- Elsheikh, E.A.E. and Elzidany, A.A. 1997. Effect of *Rhizobium* inoculation, organic and chemical fertilizer on proximate composition, in vitro protein digestibility, tannin and sulphur content of faba bean. *Food Chemistry*, 59(1): 41-45. [https://doi.org/10.1016/S0308-8146\(96\)00046-5](https://doi.org/10.1016/S0308-8146(96)00046-5)
- Frade, M.M.M. and Valenciano, J.B. 2005. Effect of sowing density on the yield and yield components of spring - sown irrigated chickpea (*Cicer arietinum*) grown in Spain. *New Zealand Journal of Crop and Horticultural Science*, 33(4) 367-371. <https://doi.org/10.1080/01140671.2005.9514372>
- Gasim, S., Hamad, S.A.A., Abdelmula, A. and Ahmed, I.A.M. 2015. Yield and quality attributes of faba bean inbred lines grown under marginal environmental conditions of Sudan. *Food Science & Nutrition*, 3(6): 539-547 doi: 10.1002/fsn3.245. <https://doi.org/10.1002/fsn3.245>
- Gomez, K.A. and Gomez, A.A. 1984. Statistical Procedures for Agricultural Research 2<sup>nd</sup> Edn., A Wiley Inter- Science Publications, John Wiley and Sons, New York. pp. 202-215.
- Kumari, S.G. and Van Leur, J.A.G. 2011. Viral diseases infecting faba bean (*Vicia faba* L.). *Grain Legumes*, 56: 24-26.
- Mortuza, M.G., Hannan, M.A. and Tzen, J.T. 2009. Chemical composition and functional properties of *Vicia faba* L. from Bangladesh. *Bangladesh Journal of Botany*, 38(1): 93-97. <https://doi.org/10.3329/bjb.v38i1.5129>
- Ramírez-Moreno, J.M., Salguero, B.L., Romaskevych, O. and Duran-Herrera, M.C. 2015. Broad Bean (*Vicia faba*) consumption and Parkinson's disease: natural source of L-dopa to consider. *Neurología*, 30:375-376. <https://doi.org/10.1016/j.nrl.2013.08.006>
- Rugheim, A.M.E. and Abdelgani, M.E. 2012. Effects of microbial and chemical fertilization on yield and seed quality of faba bean (*Vicia faba* L.). *International Food Research Journal*, 19(2): 417-422.
- Shalaby, Y.Y. and Mohamed, L.K. 1978. Differences in yield of field bean due to planting date plant density and phosphate fertilization. *Egypt Journal of Agronomy*, 3(1):13-23.
- Singh, A.K. and Bhatt, B.P. 2012. Faba Bean (*Vicia faba* L.): A potential leguminous crop of India ISBN 978-93-5067-773-5 ICAR, RC for ER, Patna, P. 518.
- Sprent, J.I., Bradford, A.M. and Norton, C. 1977. Seasonal growth patterns in field beans (*Vicia faba* L.) as affected by population density, shading and its relationship with soil moisture. *The Journal of Agricultural Science*, 88(2): 293-301. <https://doi.org/10.1017/S0021859600034791>
- Stutzel, H. and Aufhammer, W. 1992. Grain yield in determinate and indeterminate cultivars of (*Vicia faba* L.) with different plant distribution patterns and population densities. *The Journal of Agricultural Science*, 118: 343-352. <https://doi.org/10.1017/S0021859600070714>